

Monticello Central School District 2025-2026 Budget Data



May 2025

www.monticelloschools.net

**Monticello Central School District
2025-2026
Proposed Budget**

The budget at a glance:

Revenue: Where does the money come from?

REVENUES		
	Adopted 2024-25	Proposed 2025-26
Charges for services	200,000	200,000
Other	4,143,011	3,875,000
Interest income	300,000	500,000
Medicaid	250,000	300,000
State Aid	49,947,852	51,525,476
Fund balance	726,915	1,250,000
Property taxes	44,709,648	45,872,100
Totals	\$100,277,426	\$103,522,576

Expenses: Where the money goes?

EXPENSES		
	Adopted 2024-25	Proposed 2025-26
Employee salaries	41,971,612	43,238,701
Benefits	23,001,993	22,609,964
BOCES	15,760,048	17,486,470
Program Support	10,587,444	11,518,878
Equipment	935,297	1,161,937
Materials & Supplies	2,705,875	2,480,745
Debt Service	5,315,157	5,025,881
Totals	\$100,277,426	\$103,522,576

**Monticello Central School District
2025-2026
Proposed Budget**

Three Part Budget Breakdown:

Budget component	Adopted budget 2024-2025	Proposed budget 2025-2026	Dollar increase (decrease)	Percentage increase (decrease)
Administrative	\$ 12,916,828	\$ 13,058,935	\$ 142,107	1.10%

The administrative component includes all administrative salaries, benefits and office and program costs for directing and supervising all instructional activities of the district.

Educational Program	\$ 73,693,972	\$ 77,127,403	\$ 3,433,431	4.66%
----------------------------	----------------------	----------------------	---------------------	--------------

The program component includes salaries and benefits for classroom teaching personnel, instructional materials, supplies and services, interscholastic sports, extracurricular programs and transportation.

Capital	\$ 13,666,626	\$ 13,336,238	\$ (330,388)	-2.42%
----------------	----------------------	----------------------	---------------------	---------------

The capital component includes all costs for facility maintenance operations, including salaries and benefits of plant operations staff, supplies, utilities, capital expenditures, debt service and purchase of transportation vehicles.

Total Budget	\$ 100,277,426	\$ 103,522,576	\$ 3,245,150	3.24%
---------------------	-----------------------	-----------------------	---------------------	--------------

State Category (3-Part Budget) Report

Fiscal Year: 2026

State Function	Description	2025-2026 Proposed Budget	2024-2025 Adopted Budget	Dollar Change	Percent Change
Administration					
1010	Board Of Education	60,000.00	59,000.00	1,000.00	1.69
1040	District Clerk	60,755.00	55,625.00	5,130.00	9.22
1060	District Meeting	47,640.00	42,640.00	5,000.00	11.73
1240	Chief School Administrator	343,950.00	334,741.00	9,209.00	2.75
1310	Business Administration	822,523.00	988,701.00	-166,178.00	-16.81
1320	Auditing	84,500.00	84,500.00	-	-
1330	Tax Collector	47,420.00	48,200.00	-780.00	-1.62
1380	Fiscal Agent Fee	20,000.00	20,000.00	-	-
1420	Legal	280,000.00	260,000.00	20,000.00	7.69
1430	Personnel	277,256.00	288,223.00	-10,967.00	-3.81
1460	Records Management Officer	15,000.00	20,000.00	-5,000.00	-25.00
1480	Public Information and Services	147,200.00	150,847.00	-3,647.00	-2.42
1670	Central Printing & Mailing	110,000.00	110,000.00	-	-
1910	Unallocated Insurance	442,000.00	284,500.00	157,500.00	55.36
1920	School Association Dues	15,000.00	15,000.00	-	-
1950	Assessments on School Property	30,000.00	30,000.00	-	-
1981	BOCES Administrative Costs	1,518,293.00	1,429,364.00	88,929.00	6.22
2010	Curriculum Devel and Suprvsn	1,039,779.00	1,022,325.00	17,454.00	1.71
2020	Supervision-Regular School	3,832,258.00	3,852,148.00	-19,890.00	-0.52
2070	Inservice Training-Instruction	80,000.00	80,000.00	-	-
2110	Teaching-Regular School	293,000.00	188,100.00	104,900.00	55.77
9000	Employee Benefits	3,492,361.00	3,552,914.00	-60,553.00	-1.70
Total Administration		13,058,935.00	12,916,828.00	142,107.00	1.10%
Capital					
1620	Operation of Plant	3,993,068.00	3,971,803.00	21,265.00	0.54
1621	Maintenance of Plant	2,056,639.00	2,189,702.00	-133,063.00	-6.08
1930	Judgments and Claims	5,000.00	5,000.00	-	-
1964	Refund on Real Property Taxes	40,000.00	40,000.00	-	-
5510	District Transportation Services	700,000.00	600,000.00	100,000.00	16.67
9000	Employee Benefits	1,690,650.00	1,719,964.00	-29,314.00	-1.70
9711	Serial Bonds-School Construction	4,151,438.00	4,278,888.00	-127,450.00	-2.98
9731	Bond Antic Notes-School Construction	-	-	-	-
9732	Bond Antic Notes-Bus Purchases	-	-	-	-
9785	Install Purch Debt-State Aided Hardwa	426,578.00	603,441.00	-176,863.00	-29.31
9788	Leases	172,865.00	157,828.00	15,037.00	9.53
9950	Transfer to Capital Fund	100,000.00	100,000.00	-	-
Total Capital		13,336,238.00	13,666,626.00	-330,388.00	-2.42%
Program					
1420	Legal	2,000.00	2,000.00	-	-
1910	Unallocated Insurance	55,000.00	55,000.00	-	-
2070	Inservice Training-Instruction	115,500.00	134,500.00	-19,000.00	-14.13
2110	Teaching-Regular School	22,407,732.00	22,303,872.00	103,860.00	0.47
2250	Prg For Sdnts w/Disabil-Med Elgble	21,819,401.00	19,221,528.00	2,597,873.00	13.52
2280	Occupational Education(Grades 9-12)	2,485,824.00	2,268,720.00	217,104.00	9.57
2330	Teaching-Special Schools	374,000.00	380,500.00	-6,500.00	-1.71
2610	School Library & AV	416,193.00	359,943.00	56,250.00	15.63
2630	Computer Assisted Instruction	2,083,319.00	2,180,865.00	-97,546.00	-4.47
2805	Attendance-Regular School	150,015.00	141,608.00	8,407.00	5.94
2810	Guidance-Regular School	1,061,676.00	996,673.00	65,003.00	6.52
2815	Health Svcs-Regular School	547,176.00	600,803.00	-53,627.00	-8.93
2820	Psychological Svcs-Reg Schl	372,963.00	305,824.00	67,139.00	21.95
2825	Social Work Svcs-Regular School	941,075.00	808,811.00	132,264.00	16.35
2830	Pupil Personnel Svcs-Special Schools	202,130.00	314,535.00	-112,405.00	-35.74
2850	Co-Curricular Activ-Reg Schl	274,700.00	257,000.00	17,700.00	6.89
2855	Interscholastic Athletics-Reg Schl	900,994.00	843,457.00	57,537.00	6.82
2870	School Store Fund	-	-	-	-
5510	District Transport Svcs-Med Elgble	5,186,342.00	4,477,303.00	709,039.00	15.84
5530	Garage Building	101,375.00	109,875.00	-8,500.00	-7.74
5540	Contract Transportation-Med Elgble	-	-	-	-
7310	Youth Program	-	-	-	-
8070	Census	28,035.00	27,040.00	995.00	3.68
9000	Employee Benefits	17,426,953.00	17,729,115.00	-302,162.00	-1.70

State Category (3-Part Budget) Report

Fiscal Year: 2026

State Function	Description	2025-2026 Proposed Budget	2024-2025 Adopted Budget	Dollar Change	Percent Change
9901	Transfer to Other Funds	-	-	-	-
9901	Transfer to School Food Service Fund	-	-	-	-
9901	Transfer to Special Aid Fund	175,000.00	175,000.00	-	-
Total Program		77,127,403.00	73,693,972.00	3,433,431.00	4.66%
Report Totals		103,522,576.00	100,277,426.00	3,245,150.00	3.24%

Selection Criteria

Report Title: State Category (3-Part Budget) Report
 Column 1 Value: Proposed Amount
 Column 2 Value: Current Year Initial
 Column 3 Value: None
 Column 4 Value: Dollar
 Column 5 Value: Percent
 Column 6 Value: None
 From Column Value: Current Year Initial
 To Column Value: Proposed Amount
 Sort by: Budget Category / State Function Code
 Printed by Elizabeth Terwilliger

ACCOUNT	DESCRIPTION	2025-26	2024-25
		PROPOSED BUDGET	ADOPTED BUDGET
1010-400-00-0000	PURCH SVC	\$31,500	\$30,000
1010-490-00-0000	BOCES	\$20,000	\$20,000
1010-500-00-0000	GENERAL SUPPLIES	\$8,500	\$9,000
	1010 BOARD OF EDUCATION	\$60,000	\$59,000
1040-100-00-0000	SALARIES	\$60,255	\$55,125
1040-500-00-0000	GENERAL SUPPLIES	\$500	\$500
	1040 DISTRICT CLERK	\$60,755	\$55,625
1060-400-00-0000	PURCH SVC	\$25,140	\$25,140
1060-490-00-0000	BOCES	\$17,500	\$12,500
1060-500-00-0000	GENERAL SUPPLIES	\$5,000	\$5,000
	1060 DISTRICT MEETING	\$47,640	\$42,640
1240-100-00-0000	SALARIES	\$318,200	\$308,791
1240-400-00-0000	PURCH SVC	\$19,750	\$19,450
1240-500-00-0000	GENERAL SUPPLIES	\$6,000	\$6,500
	1240 CHIEF SCHOOL ADMINISTRATOR	\$343,950	\$334,741
1310-100-00-0000	SALARIES	\$686,221	\$519,151
1310-400-00-0000	PURCH SVC	\$24,250	\$23,450
1310-490-00-0000	BOCES	\$107,052	\$441,100
1310-500-00-0000	GENERAL SUPPLIES	\$5,000	\$5,000
	1310 BUSINESS ADMINISTRATION	\$822,523	\$988,701
1320-100-00-0000	SALARIES	\$8,500	\$8,500
1320-400-00-0000	PURCH SVC	\$76,000	\$76,000
	1320 AUDITING	\$84,500	\$84,500
1330-100-00-0000	SALARIES	\$14,420	\$14,700
1330-400-00-0000	PURCH SVC	\$31,000	\$31,000
1330-500-00-0000	GENERAL SUPPLIES	\$2,000	\$2,500
	1330 TAX COLLECTOR	\$47,420	\$48,200
1380-400-00-0000	PURCH SVC	\$20,000	\$20,000
	1380 FISCAL AGENT FEE	\$20,000	\$20,000
1420-400-00-0000	PURCH SVC	\$282,000	\$262,000
	1420 LEGAL	\$282,000	\$262,000
1430-100-00-0000	SALARIES	\$126,697	\$117,015
1430-400-00-0000	PURCH SVC	\$68,359	\$9,604
1430-490-00-0000	BOCES	\$76,000	\$154,904
1430-500-00-0000	GENERAL SUPPLIES	\$6,200	\$6,700
	1430 PERSONNEL	\$277,256	\$288,223
1460-490-00-0000	BOCES	\$15,000	\$20,000
	1460 RECORDS MANAGEMENT OFFICER	\$15,000	\$20,000
1480-100-00-0000	SALARIES	\$96,700	\$95,347
1480-400-00-0000	PURCH SVC	\$25,000	\$30,000
1480-490-00-0000	BOCES	\$25,000	\$25,000
1480-500-00-0000	GENERAL SUPPLIES	\$500	\$500
	1480 PUBLIC INFORMATION AND SVCS	\$147,200	\$150,847

1620-100-00-0000	SALARIES	\$1,915,308	\$1,896,543
1620-400-00-0000	PURCH SVC	\$2,000,260	\$1,995,260
1620-490-00-0000	BOCES	\$70,000	\$70,000
1620-500-00-0000	GENERAL SUPPLIES	\$7,500	\$10,000
	1620 OPERATION OF PLANT	\$3,993,068	\$3,971,803
1621-100-00-0000	SALARIES	\$783,139	\$759,202
1621-200-00-0000	EQUIPMENT	\$210,000	\$140,000
1621-400-00-0000	PURCH SVC	\$459,500	\$619,000
1621-500-00-0000	GENERAL SUPPLIES	\$604,000	\$671,500
	1621 MAINTENANCE OF PLANT	\$2,056,639	\$2,189,702
1670-400-00-0000	PURCH SVC	\$110,000	\$110,000
	1670 CENTRAL PRINTING & MAILING	\$110,000	\$110,000
1910-400-00-0000	PURCH SVC	\$497,000	\$339,500
	1910 UNALLOCATED INSURANCE	\$497,000	\$339,500
1920-400-00-0000	PURCH SVC	\$15,000	\$15,000
	1920 SCHOOL ASSOCIATION DUES	\$15,000	\$15,000
1930-400-00-0000	PURCH SVC	\$5,000	\$5,000
	1930 JUDGMENTS AND CLAIMS	\$5,000	\$5,000
1950-400-00-0000	PURCH SVC	\$30,000	\$30,000
	1950 ASSESSMENTS ON SCHOOL PROPERTY	\$30,000	\$30,000
1964-400-00-0000	PURCH SVC	\$40,000	\$40,000
	1964 REFUND ON REAL PROPERTY TAXES	\$40,000	\$40,000
1981-490-00-0000	BOCES	\$1,518,293	\$1,429,364
	1981 BOCES ADMINISTRATIVE COSTS	\$1,518,293	\$1,429,364
2010-100-00-0000	SALARIES	\$789,054	\$758,396
2010-400-00-0000	PURCH SVC	\$55,725	\$63,725
2010-490-00-0000	BOCES	\$188,000	\$196,704
2010-500-00-0000	GENERAL SUPPLIES	\$7,000	\$3,500
	2010 CURRICULUM DEVEL AND SUPRVSN	\$1,039,779	\$1,022,325
2020-100-00-0000	SALARIES	\$3,466,478	\$3,452,888
2020-200-00-0000	EQUIPMENT	\$20,000	\$0
2020-400-00-0000	PURCH SVC	\$113,880	\$116,060
2020-500-00-0000	GENERAL SUPPLIES	\$231,900	\$283,200
	2020 SUPERVISION-REGULAR SCHOOL	\$3,832,258	\$3,852,148
2070-100-00-0000	SALARIES	\$50,000	\$100,000
2070-400-00-0000	PURCH SVC	\$83,500	\$83,500
2070-490-00-0000	BOCES	\$55,000	\$25,000
2070-500-00-0000	GENERAL SUPPLIES	\$7,000	\$6,000
	2070 INSERVICE TRAINING-INSTRUCTION	\$195,500	\$214,500
2110-100-00-0000	SALARIES	\$19,572,661	\$19,388,590
2110-200-00-0000	EQUIPMENT	\$51,640	\$5,000
2110-400-00-0000	PURCH SVC	\$1,191,113	\$1,199,482
2110-490-00-0000	BOCES	\$1,402,192	\$1,399,324
2110-500-00-0000	SUPPLIES	\$483,126	\$499,576
	2110 TEACHING-REGULAR SCHOOL	\$22,700,732	\$22,491,972

2250-100-00-0000	SALARIES	\$6,326,859	\$6,436,294
2250-400-00-0000	PURCH SVC	\$4,920,283	\$3,889,700
2250-490-00-0000	BOCES	\$10,534,259	\$8,863,534
2250-500-00-0000	SUPPLIES	\$38,000	\$32,000
	2250 PRG FOR SDNTS W/DISABIL-MED ELGBLE	\$21,819,401	\$19,221,528
2280-400-00-0000	PURCH SVC	\$0	\$18,300
2280-490-00-0000	BOCES	\$2,485,824	\$2,241,420
2280-500-00-0000	SUPPLIES	\$0	\$9,000
	2280 OCCUPATIONAL EDUCATION	\$2,485,824	\$2,268,720
2330-100-00-0000	SALARIES	\$335,000	\$335,000
2330-400-00-0000	PURCH SVC	\$30,000	\$33,500
2330-500-00-0000	GENERAL SUPPLIES	\$9,000	\$12,000
	2330 TEACHING-SPECIAL SCHOOLS	\$374,000	\$380,500
2610-100-00-0000	SALARIES	\$249,649	\$192,929
2610-400-00-0000	PURCH SVC	\$425	\$300
2610-490-00-0000	BOCES	\$112,850	\$111,915
2610-500-00-0000	GENERAL SUPPLIES	\$53,269	\$54,799
	2610 SCHOOL LIBRARY & AV	\$416,193	\$359,943
2630-100-00-0000	SALARIES	\$764,344	\$889,607
2630-200-00-0000	EQUIPMENT	\$155,297	\$155,297
2630-400-00-0000	PURCH SVC	\$289,178	\$289,178
2630-490-00-0000	BOCES	\$786,500	\$756,783
2630-500-00-0000	GENERAL SUPPLIES	\$88,000	\$90,000
	2630 COMPUTER ASSISTED INSTRUCTION	\$2,083,319	\$2,180,865
2805-100-00-0000	SALARIES	\$146,015	\$140,408
2805-400-00-0000	PURCH SVC	\$4,000	\$1,200
	2805 ATTENDANCE-REGULAR SCHOOL	\$150,015	\$141,608
2810-100-00-0000	SALARIES	\$1,046,676	\$976,173
2810-400-00-0000	PURCH SVC	\$11,500	\$15,500
2810-500-00-0000	SUPPLIES	\$3,500	\$5,000
	2810 GUIDANCE-REGULAR SCHOOL	\$1,061,676	\$996,673
2815-100-00-0000	SALARIES	\$457,326	\$516,803
2815-400-00-0000	PURCH SVC	\$74,900	\$70,300
2815-500-00-0000	SUPPLIES	\$14,950	\$13,700
	2815 HEALTH SRVCS-REGULAR SCHOOL	\$547,176	\$600,803
2820-100-00-0000	SALARIES	\$360,463	\$294,524
2820-400-00-0000	PURCH SVC	\$12,000	\$11,000
2820-500-00-0000	GENERAL SUPPLIES	\$500	\$300
	2820 PSYCHOLOGICAL SRVCS-REG SCHL	\$372,963	\$305,824
2825-100-00-0000	SALARIES	\$931,875	\$802,811
2825-400-00-0000	PURCH SVC	\$8,000	\$5,000
2825-500-00-0000	GENERAL SUPPLIES	\$1,200	\$1,000
	2825 SOCIAL WORK SRVCS-REGULAR SCHL	\$941,075	\$808,811
2830-100-00-0000	SALARIES	\$144,430	\$251,435
2830-400-00-0000	PURCH SVC	\$29,500	\$36,900
2830-500-00-0000	SUPPLIES	\$28,200	\$26,200
	2830 PPS-SPECIAL SCHOOLS	\$202,130	\$314,535

2850-100-00-0000	SALARIES	\$250,000	\$220,000
2850-400-00-0000	PURCH SVC	\$24,700	\$37,000
	2850 CO-CURRICULAR ACTIV-REG SCHL	\$274,700	\$257,000
2855-100-00-0000	SALARIES	\$638,094	\$540,057
2855-200-00-0000	EQUIPMENT	\$25,000	\$35,000
2855-400-00-0000	PURCH SVC	\$77,000	\$107,000
2855-490-00-0000	BOCES	\$73,000	\$72,500
2855-500-00-0000	SUPPLIES	\$87,900	\$88,900
	2855 INTERSCHOLASTIC ATHLETICS-REG SCHL	\$900,994	\$843,457
5510-100-00-0000	SALARIES	\$3,672,302	\$2,874,283
5510-200-00-0000	SCHOOL BUS PURCHASE	\$700,000	\$600,000
5510-400-00-0000	PURCH SVC	\$747,040	\$754,520
5510-500-00-0000	GENERAL SUPPLIES	\$767,000	\$848,500
	5510 DISTRICT TRANSPORTATION SERVICES	\$5,886,342	\$5,077,303
5530-400-00-0000	PURCH SVC	\$86,375	\$94,875
5530-500-00-0000	GENERAL SUPPLIES	\$15,000	\$15,000
	5530 GARAGE BUILDING	\$101,375	\$109,875
8070-160-00-0000	SALARIES	\$28,035	\$27,040
	8070 CENSUS	\$28,035	\$27,040
9010-800-00-0000	EMPLOYEES' RETIREMENT	\$1,334,229	\$1,313,630
	9010 STATE RETIREMENT	\$1,334,229	\$1,313,630
9020-800-00-0000	TEACHERS' RETIREMENT	\$3,222,618	\$3,250,000
	9020 TEACHERS' RETIREMENT	\$3,222,618	\$3,250,000
9030-800-00-0000	SOCIAL SECURITY	\$3,290,635	\$3,210,828
	9030 SOCIAL SECURITY	\$3,290,635	\$3,210,828
9040-800-00-0000	WORKERS' COMPENSATION	\$1,002,785	\$1,002,785
	9040 WORKERS' COMPENSATION	\$1,002,785	\$1,002,785
9050-800-00-0000	UNEMPLOYMENT INSURANCE	\$20,000	\$30,000
	9050 UNEMPLOYMENT INSURANCE	\$20,000	\$30,000
9055-800-00-0000	DISABILITY INSURANCE	\$25,000	\$25,000
	9055 DISABILITY INSURANCE	\$25,000	\$25,000
9060-800-00-0000	HEALTH & DENTAL INSURANCE	\$11,899,697	\$12,254,750
	9060 HOSPITAL, MEDICAL, DENTAL INS	\$11,899,697	\$12,254,750
9070-800-00-0000	UNION WELFARE BENEFITS	\$1,815,000	\$1,915,000
	9070 UNION WELFARE BENEFITS	\$1,815,000	\$1,915,000
9711-600-00-0000	PRINCIPAL PAYMENTS	\$2,195,000	\$1,670,000
9711-700-00-0000	INTEREST PAYMENTS	\$1,956,438	\$2,608,888
	9711 SERIAL BONDS-SCHOOL CONSTRUCTION	\$4,151,438	\$4,278,888
9785-600-00-0000	PRINCIPAL PAYMENTS	\$380,937	\$547,175
9785-700-00-0000	INTEREST PAYMENTS	\$45,641	\$56,266
	9785 INSTALL PURCH DEBT-STATE AIDED HARDWARE	\$426,578	\$603,441

9788-600-00-0000	PRINCIPAL PAYMENTS	\$133,563	\$147,403
9788-700-00-0000	INTEREST PAYMENTS	\$39,302	\$10,425
	9788 LEASES	\$172,865	\$157,828
9901-900-00-0000	TRANSFER TO SPECIAL AID	\$175,000	\$175,000
	9901 TRANSFER TO OTHER FUNDS	\$175,000	\$175,000
9950-900-00-0000	TRANSFER TO CAPITAL FUNDS	\$100,000	\$100,000
	9950 TRANSFER TO CAPITAL FUND	\$100,000	\$100,000
		=====	=====
Total GENERAL FUND		\$103,522,576	\$100,277,426

Property Tax Report Card
591401 - MONTICELLO CSD

2024-2025 - Page 1
Official - as of 04/30/2025 02:38
PM

****Please use Chrome or Firefox browsers when entering the Business Portal to complete the PTRC. Internet Explorer is NOT recommended.****

Note: Some data elements of the Property Tax Report Card have been revised or renamed to more closely follow the Property Tax Cap calculations districts complete on the Office of the State Comptroller website. Please see the Help text above for definitions. Additional guidance on the Property Tax Levy Limit is available on the Office of Educational Management Services website:
<http://www.p12.nysed.gov/mgtserv/propertytax/taxcap/>.

Please also submit an electronic version (PDF or Word) of your school district's 2025-26 Budget Notice to: emscmgt@snyed.gov. This will enable us to help correct any formula or data entry discrepancy quickly.

Notice: The Enacted Budget allows school districts to establish a reserve fund for NYS Teachers' Retirement System Contributions, effective immediately. This reserve, if applicable, should be reported in the Schedule of Reserves under 'Other Reserve' and with a description that says: "To fund employer retirement contributions to the New York State Teachers' Retirement System (TRS.)"

Form Due - April 28, 2025

Form Preparer Name:
 Preparer's Telephone Number:

Shaded Fields Will Calculate	Budgeted 2024-25 (A)	Proposed Budget 2025-26 (B)	Percent Change (C)
Total Budgeted Amount, not including Separate Propositions	100,277,426	103,522,576	3.24 %
A. Proposed Tax Levy to Support the Total Budgeted Amount ¹	44,709,648	45,872,100	
B. Tax Levy to Support Library Debt, if Applicable	0	0	
C. Tax Levy for Non-Excludable Propositions, if Applicable ²	0	0	
D. Total Tax Cap Reserve Amount Used to Reduce Current Year Levy, if Applicable	0	0	
E. Total Proposed School Year Tax Levy (A+B+C-D)	44,709,648	45,872,100	2.60 %
F. Permissible Exclusions to the School Tax Levy Limit	2,840,956	4,038,029	
G. School Tax Levy Limit, <u>Excluding</u> Levy for Permissible Exclusions ³	41,868,692	41,834,071	
H. Total Proposed Tax Levy for School Purposes, <u>Excluding</u> Permissible Exclusions and Levy for Library Debt, Plus Prior Year Tax Cap Reserve (E-B-F+D)	41,868,692	41,834,071	
I. Difference: (G-H);(negative value requires 60.0% voter approval) ²	0	0	
Public School Enrollment	2,621	2,568	-2.02 %
Consumer Price Index			2.95 %

¹ Include any prior year reserve for excess tax levy, including interest.

² Tax levy associated with educational or transportation services propositions are not eligible for exclusion under the School Tax Levy Limit and may affect voter approval requirements.

³ For 2025-26, includes any carryover from 2024-25 and excludes any tax levy for library debt or prior year reserve for

excess tax levy, including interest.

	Actual 2024-25 (D)	Estimated 2025-26 (E)
Adjusted Restricted Fund Balance	15,300,155	1,300,155
Assigned Appropriated Fund Balance	726,915	1,250,000
Adjusted Unrestricted Fund Balance	7,305,852	7,000,000
Adjusted Unrestricted Fund Balance as a Percent of the Total Budget	7.29 %	6.76 %

Schedule of Reserve Funds

Reserve Type	Reserve Name	Reserve Description *	3/31/25 Actual Balance	6/30/25 Estimated Ending Balance	Intended Use of the Reserve in the 2025-26 School Year (Limit 200 Characters)**
--------------	--------------	-----------------------	------------------------	----------------------------------	---

Note: Be sure to click on the Save button at the bottom after each additional Reserve you add under Capital, Property Loss, Liability, or Other Reserve.

Capital	2019 CAPITAL RESERVE	For the cost of any object or purpose for which bonds may be issued.	724,712	732,215	none
Capital	2015 CAPITAL RESERVE	For the cost of any object or purpose for which bonds may be issued.	553,444	0	none
Repair		For the cost of repairs to capital improvements or equipment.			
Workers Compensation	WORKER'S COMPENSATION RESERVE	For self-insured Workers Compensation and benefits.	3,375,915	3,409,915	to pay premium
Unemployment Insurance	UNEMPLOYMENT INSURANCE RESERVE	For reimbursement to the State Unemployment Insurance Fund.	312,691	312,891	to pay unemployment claims
Reserve for Tax Reduction		For the gradual use of the proceeds of the sale of school district real property.			
Mandatory Reserve for Debt Service		For proceeds from the sale of district capital assets or improvement, restricted to debt service.			
Insurance		For liability, casualty, and other types of uninsured losses.			

Property Loss + (add)		To cover property loss.	<input type="text"/>	<input type="text"/>	
Liability		To cover incurred liability claims.	<input type="text"/>	<input type="text"/>	
Tax Certiorari	TAX CERTIORARI RESERVE	For tax certiorari settlements.	2,122,043	2,143,043	to pay prior year claims
Reserve for Insurance Recoveries		For unexpended proceeds of insurance recoveries at fiscal year end.	<input type="text"/>	<input type="text"/>	
Employee Benefit Accrued Liability	EBALR RESERVE	For accrued 'employee benefits' due to employees upon termination of service.	1,220,654	1,232,654	to pay retiree separation payments
Retirement Contribution	ERS RETIREMENT RESERVE	For employer retirement contributions to the State and Local Employees' Retirement System.	1,352,946	1,366,946	to pay district contribution to ERS
Reserve for Uncollected Taxes		For unpaid taxes due certain city school districts not reimbursed by their city/county until the following fiscal year.	<input type="text"/>	<input type="text"/>	
Single Other Reserve	TRS RESERVE	For employer retirement contributions to the New York State Teacher's Retirement System	1,320,844	1,333,844	to pay district contribution to TRS

* **NYSED Reserve Guidance:**
http://www.p12.nysed.gov/mgtserv/accounting/docs/reserve_funds.pdf

OSC Reserve Guidance: <http://osc.state.ny.us/localgov/pubs/listacctg.htm#reservefunds>

****Provide a brief, but specific, statement of the planned use and appropriation for the reserve in SY 2025-26. Mention any capital expenditures that will need to be voted upon in the upcoming Budget Vote.**

Save	Reset	Save & Ready
------	-------	--------------

This report provides enrollment counts for schools and districts by various demographic groups for the 2023 - 24 school year. These enrollment data are collected as part of NYSED's Student Information Repository System (SIRS). These counts are as of "BEDS Day" which is typically the first Wednesday in October. For nonpublic school enrollment data please see the Non-Public School Enrollment and Staff information on our Information and Reporting Services webpage.

MONTICELLO CSD ENROLLMENT (2023 - 24)

K-12 Enrollment: 2,598

ENROLLMENT BY GENDER

MALE



1,316	51%
-------	-----

FEMALE



1,282	49%
-------	-----

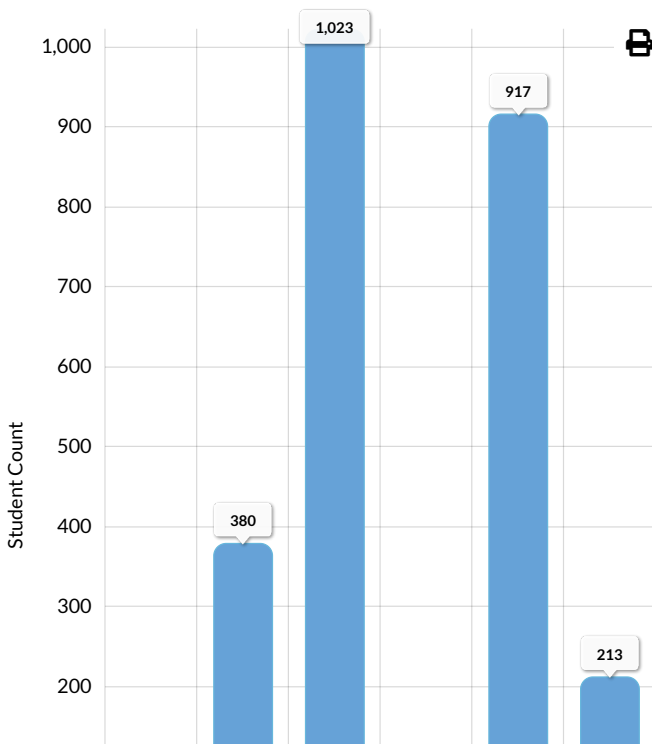
NON-BINARY



0	0%
---	----



ENROLLMENT BY ETHNICITY



AMERICAN INDIAN OR ALASKA NATIVE



4	0%
---	----

BLACK OR AFRICAN AMERICAN

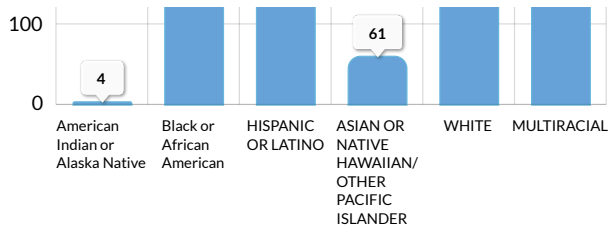


380	15%
-----	-----

HISPANIC OR LATINO



1,023	39%
-------	-----



ASIAN OR NATIVE HAWAIIAN/OTHER PACIFIC ISLANDER

61	2%
----	----

WHITE

917	35%
-----	-----

MULTIRACIAL

213	8%
-----	----

OTHER GROUPS

ENGLISH LANGUAGE LEARNERS

199	8%
-----	----

STUDENTS WITH DISABILITIES

521	20%
-----	-----

ECONOMICALLY DISADVANTAGED

1,718	66%
-------	-----

MIGRANT

51	2%
----	----

HOMELESS

117	5%
-----	----

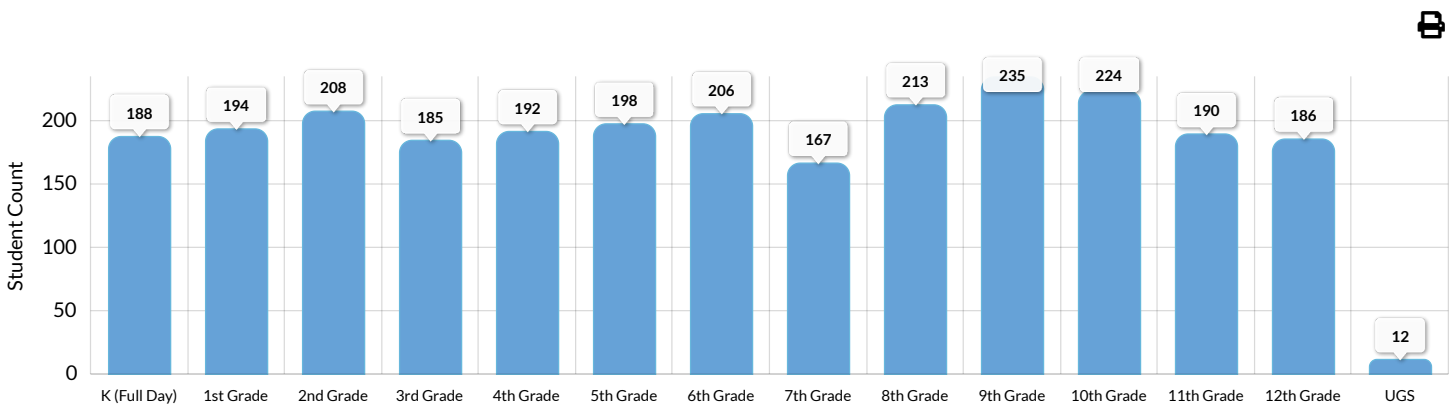
FOSTER CARE

17	1%
----	----

PARENT IN ARMED FORCES

—	—
---	---

ENROLLMENT BY GRADE



K (FULL DAY)

188	7%
-----	----

1ST GRADE

194	7%
-----	----

2ND GRADE

208	8%
-----	----

3RD GRADE

185	7%
-----	----

4TH GRADE

192	7%
-----	----

5TH GRADE

198	7%
-----	----

6TH GRADE

206	8%
-----	----

7TH GRADE

167	6%
-----	----

8TH GRADE

213	8%
-----	----

9TH GRADE

235	9%
-----	----

10TH GRADE

224	8%
-----	----

11TH GRADE

190	7%
-----	----

12TH GRADE

UNGRADED SEC...

186	7%
------------	-----------

12	0%
-----------	-----------

© COPYRIGHT NEW YORK STATE EDUCATION DEPARTMENT, ALL RIGHTS RESERVED.

THIS DOCUMENT WAS CREATED ON: APRIL 30, 2025, 3:38 PM EST

MONTICELLO CSD - NEW YORK STATE REPORT CARD [2023 - 24]

The New York State Report Card is an important part of the Board of Regents' effort to create educational equity and raise learning standards for all students. Knowledge gained from the report card on a school's or district's strengths and weaknesses can be used to improve instruction and services to students. The report card provides information to the public on school/district staff, students, and measures of school and district performance as required by the Every Student Succeeds Act (ESSA). Fundamentally, ESSA is about creating a set of interlocking strategies to promote educational equity by providing support to districts and schools as they work to ensure that every student succeeds. New York State is committed to ensuring that all students succeed and thrive in school no matter who they are, where they live, where they go to school, or where they come from.

2024-25 ACCOUNTABILITY STATUS AND SUPPORT MODEL BASED ON 2023-24 DATA

For information about how 2024-25 accountability statuses and support models were determined, see [Understanding the New York State Accountability System under the Every Student Succeeds Act \(ESSA\) for 2024-25 Accountability Statuses Based on 2023-24 Results](#).

TARGET DISTRICT

SECTION 1003 SCHOOL IMPROVEMENT FUNDS (2023-24)

The link below provides a list of all Local Education Agencies and public schools that received Section 1003 school improvement funds, including the amount of funds each school received and the types of strategies implemented in each school with such funds.

[Section 1003 School Improvement Funds Data \(74.01 kilobytes\)](#)

For information on the use of Title I School Improvement funds, see:

- 2023-24 Title I School Improvement Grant 1003 (Basic)
- 2023-24 Title I School Improvement Grant 1003 Coaching for Excellence Grant
- 2023-24 Title I School Improvement Grant 1003 High School Redesign (HSR) Continuation Grant
- 2023-24 Title I School Improvement Grant 1003 Targeted Support for Long-term Identified Schools Grant
- 2024 Title I School Improvement Grant 1003 (Planning)
- 2024 Title I School Improvement Grant 1003 Supplemental Support
- 2024 Title I School Improvement Grant 1003 Resource Allocation Review (RAR) Pilot
- 2020-24 NYSIP-PLC Phase III

ELEMENTARY/MIDDLE STATUSES AND SUPPORT MODELS BY SUBGROUP

Subgroup	Status And Support Model	Made Progress
All Students	Comprehensive Support and Improvement	No
Asian or Native Hawaiian/Other Pacific Islander	Local Support and Improvement	NA
Black or African American	Targeted Support and Improvement	No
Hispanic or Latino	Targeted Support and Improvement	NA
Multiracial	Targeted Support and Improvement	No
White	Targeted Support and Improvement	NA
English Language Learner	Local Support and Improvement	NA
Students with Disabilities	Targeted Support and Improvement	NA
Economically Disadvantaged	Targeted Support and Improvement	NA

SECONDARY STATUSES AND SUPPORT MODELS BY SUBGROUP

Subgroup	Status And Support Model	Made Progress
All Students	Local Support and Improvement	NA
Black or African American	Local Support and Improvement: Potential Target District	NA
Hispanic or Latino	Local Support and Improvement	NA
White	Local Support and Improvement	NA
English Language Learner	Local Support and Improvement	NA
Students with Disabilities	Local Support and Improvement	NA
Economically Disadvantaged	Local Support and Improvement	NA

SECONDARY GRADUATION RATE

Subgroup	Cohort	Number In Cohort	Number Graduated	Grad Rate	Average Grad Rate	Level
All Students	4-year	241	181	75.1%	80.7%	1
	5-year	235	194	82.6%		
	6-year	233	197	84.5%		
Asian or Native Hawaiian/Other Pacific Islander	4-year	5	—	—	—	—
	5-year	1	—	—		
	6-year	4	—	—		
Black or African American	4-year	41	26	63.4%	75.6%	1
	5-year	55	43	78.2%		
	6-year	47	40	85.1%		
Hispanic or Latino	4-year	69	49	71%	81%	2
	5-year	61	52	85.2%		
	6-year	53	46	86.8%		
Multiracial	4-year	14	—	—	—	—
	5-year	11	—	—		
	6-year	10	—	—		
White	4-year	112	92	82.1%	84%	2
	5-year	107	91	85%		
	6-year	119	101	84.9%		
English Language Learner	4-year	13	—	—	—	—
	5-year	10	—	—		
	6-year	9	—	—		

Subgroup	Cohort	Number In Cohort	Number Graduated	Grad Rate	Average Grad Rate	Level
Students with Disabilities	4-year	56	34	60.7%	60.6%	2
	5-year	41	22	53.7%		
	6-year	52	35	67.3%		
Economically Disadvantaged	4-year	140	94	67.1%	74.8%	1
	5-year	116	88	75.9%		
	6-year	128	104	81.3%		

© COPYRIGHT NEW YORK STATE EDUCATION DEPARTMENT, ALL RIGHTS RESERVED.

THIS DOCUMENT WAS CREATED ON: APRIL 30, 2025, 3:37 PM EST

Salary: Administrative Compensation Information
591401 - MONTICELLO CSD

2024-2025 - Page 1
Official - as of 05/01/2025 08:04 AM

Form Due May 12, 2025

2025-2026 Salary Threshold =
\$174,000

In response to legislative efforts to encourage greater cost sharing in service provision and local government administration, we now provide a section for districts that share administrative staff to highlight these efforts for the upcoming school year. Each sharing district should identify in the form the other district(s) with which they will be sharing administrative staff for school year 2025-2026.

If you will be sharing a Superintendent, list the other district (or districts) in the text box. If you will be sharing other administrative staff required to be reported, please send an email to EMSCMGTS@nysed.gov indicating the title of the staff persons(s) as well as the other district(s) involved in the cost-sharing.

The salaries, benefits and other compensation reported in the form should reflect only the financial support or commitment that your district will be making. They should **not** reflect the total amounts budgeted to be paid by all participating districts over the school year.

Report Estimated Salaries in the Budget for the 2025-2026 School Year

Sections 1608 and 1716 of the Education Law
(Please read the instructions and definitions before completing this form.)

Title	Salary	Employee Benefits	Other Remuneration
1. Superintendent of Schools	228,100	72,841	

Please list the district or districts with which you will be sharing a superintendent (if applicable):

Associate, Assistant and Deputy Superintendents
(Example Titles: Associate Superintendent for Instruction, Deputy Superintendent, Assistant Superintendent for Business, etc.)

2.	ASSISTANT SUPERINTENDENT FOR INSTRUCTION	192,207	54,343	
3.	ASSISTANT SUPERINTENDENT FOR BUSINESS	195,504	67,052	
4.				
5.				
6.				
7.				
8.				
9.				
10.				
11.				
12.				
13.				
14.				
15.				
16.				
17.				
18.				
19.				
20.				
21.				
22.				
23.				
24.				
25.				
26.				
27.				
28.				
29.				
30.				
31.				
32.				
33.				
34.				
35.				

36. [] []

[] []

Salary: Administrative Compensation Information
591401 - MONTICELLO CSD

2024-2025 - Page 2
Official - as of 05/01/2025 08:04 AM

	Title	Salary	Employee Benefits	Other Remuneration
37.				
38.				
39.				
40.				
41.				
42.				
43.				
44.				
45.				
46.				
47.				
48.				
49.				
50.				
51.				
52.				
53.				
54.				
55.				
56.				
57.				
58.				
59.				
60.				
61.				
62.				
63.				
64.				
65.				
66.				
67.				
68.				
69.				
70.				

Salary: Administrative Compensation Information
591401 - MONTICELLO CSD

2024-2025 Claim Year - Page 3
Official - as of 05/01/2025 08:04 AM

Other Supervisory and Administrative Employees Scheduled to Receive \$174,000 or More in Salary

71.	PRINCIPAL	180,457
72.	ASSISTANT PRINCIPAL	174,208
73.		
74.		
75.		
76.		
77.		
78.		
79.		
80.		
81.		
82.		
83.		
84.		
85.		
86.		
87.		
88.		
89.		
90.		
91.		
92.		

93.		
94.		
95.		
96.		
97.		
98.		
99.		
100.		
101.		
102.		
103.		
104.		
105.		
106.		
107.		
108.		
109.		
110.		
111.		
112.		

Salary: Administrative Compensation Information
591401 - MONTICELLO CSD

2024-2025 Claim Year - Page 4
Official - as of 05/01/2025 08:04 AM

113.		
114.		
115.		
116.		
117.		
118.		
119.		
120.		
121.		
122.		
123.		
124.		
125.		
126.		
127.		
128.		
129.		
130.		
131.		
132.		
133.		
134.		
135.		
136.		
137.		
138.		
139.		
140.		
141.		
142.		
143.		
144.		
145.		
146.		
147.		
148.		
149.		
150.		
151.		
152.		
153.		
154.		
155.		
156.		
157.		

Salary: Administrative Compensation Information 2024-2025 - Page 5
591401 - MONTICELLO CSD Official - as of 05/01/2025 08:04 AM

158.		
159.		
160.		
161.		
162.		
163.		
164.		
165.		
166.		
167.		
168.		
169.		
170.		
171.		
172.		
173.		
174.		
175.		
176.		
177.		
178.		
179.		
180.		
181.		
182.		
183.		
184.		
185.		
186.		
187.		
188.		
189.		
190.		

Equalized Total Assessed Value 1,146,974,089

School District - 484601 Monticello

Exemption Code	Exemption Name	Statutory Authority	Number of Exemptions	Total Equalized Value of Exemptions	Percent of Value Exempted
10100	SPEC DIST USED FOR PURPOSE EST	RPTL 410	4	3,435,135	0.30
12100	NYS - GENERALLY	RPTL 404(1)	1	390,000	0.03
13100	CO - GENERALLY	RPTL 406(1)	2	116,216	0.01
13500	TOWN - GENERALLY	RPTL 406(1)	93	7,488,305	0.65
13800	SCHOOL DISTRICT	RPTL 408	1	3,972,703	0.35
13870	SPEC DIST USED FOR PURPOSE EST	RPTL 410	1	524,865	0.05
18020	MUNICIPAL INDUSTRIAL DEV AGENC	RPTL 412-a	19	65,973,620	5.75
25110	NONPROF CORP - RELIG(CONST PRO	RPTL 420-a	22	12,514,595	1.09
25120	NONPROF CORP - EDUCL(CONST PRO	RPTL 420-a	4	4,463,783	0.39
25230	NONPROF CORP - MORAL/MENTAL IM	RPTL 420-a	1	568,649	0.05
25300	NONPROF CORP - SPECIFIED USES	RPTL 420-b	2	500,270	0.04
27350	PRIVATELY OWNED CEMETERY LAND	RPTL 446	5	272,973	0.02
29700	PROP WITHDRAWN FROM FORECLOSUR	RPTL 1138	2	5,675	0.00
41120	ALT VET EX-WAR PERIOD-NON-COMB	RPTL 458-a	43	546,156	0.05
41130	ALT VET EX-WAR PERIOD-COMBAT	RPTL 458-a	28	588,020	0.05
41140	ALT VET EX-WAR PERIOD-DISABILI	RPTL 458-a	22	776,670	0.07
41400	CLERGY	RPTL 460	1	4,054	0.00
41700	AGRICULTURAL BUILDING	RPTL 483	1	75,405	0.01
41720	AGRICULTURAL DISTRICT	AG-MKTS L 305	28	2,542,804	0.22
41730	AGRIC LAND-INDIV NOT IN AG DIS	AG MKTS L 306	1	52,786	0.00
41800	PERSONS AGE 65 OR OVER	RPTL 467	11	1,022,140	0.09
41804	PERSONS AGE 65 OR OVER	RPTL 467	15	1,024,428	0.09
41834	ENHANCED STAR	RPTL 425	176	16,895,885	1.47
41854	BASIC STAR 1999-2000	RPTL 425	180	6,708,600	0.58
42100	SILOS, MANURE STORAGE TANKS,	RPTL 483-a	2	78,295	0.01
42120	TEMPORARY GREENHOUSES	RPTL 483-c	1	135,135	0.01
47460	FOREST LAND CERTD AFTER 8/74	RPTL 480-a	22	9,213,657	0.80
47610	BUSINESS INVESTMENT PROPERTY P	RPTL 485-b	1	2,122	0.00

Equalized Total Assessed Value 1,146,974,089

School District - 484601 Monticello

Exemption Code	Exemption Name	Statutory Authority	Number of Exemptions	Total Equalized Value of Exemptions	Percent of Value Exempted
49500	SOLAR OR WIND ENERGY SYSTEM	RPTL 487	13	3,280,539	0.29
Total Exemptions Exclusive of System Exemptions:				143,173,485	12.48
Total System Exemptions:				0	0.00
Totals:				143,173,485	12.48

Values have been equalized using the Uniform Percentage of Value. The Exempt amounts do not take into consideration, payments in lieu of taxes or other payments for municipal services.

Amount, if any, attributable to payments in lieu of taxes: _____

Equalized Total Assessed Value 55,049,628

School District - 484601 Monticello

Exemption Code	Exemption Name	Statutory Authority	Number of Exemptions	Total Equalized Value of Exemptions	Percent of Value Exempted
18020	MUNICIPAL INDUSTRIAL DEV AGENC	RPTL 412-a	1	2,022,759	3.67
25110	NONPROF CORP - RELIG(CONST PRO	RPTL 420-a	3	583,103	1.06
25120	NONPROF CORP - EDUCL(CONST PRO	RPTL 420-a	3	942,069	1.71
41800	PERSONS AGE 65 OR OVER	RPTL 467	1	69,828	0.13
41834	ENHANCED STAR	RPTL 425	1	111,448	0.20
41854	BASIC STAR 1999-2000	RPTL 425	2	86,344	0.16
47460	FOREST LAND CERTD AFTER 8/74	RPTL 480-a	1	178,459	0.32
Total Exemptions Exclusive of System Exemptions:				3,994,010	7.26
Total System Exemptions:				0	0.00
Totals:				3,994,010	7.26

Values have been equalized using the Uniform Percentage of Value. The Exempt amounts do not take into consideration, payments in lieu of taxes or other payments for municipal services.

Amount, if any, attributable to payments in lieu of taxes: _____

Equalized Total Assessed Value 328,768,509

School District - 484601 Monticello

Exemption Code	Exemption Name	Statutory Authority	Number of Exemptions	Total Equalized Value of Exemptions	Percent of Value Exempted
12100	NYS - GENERALLY	RPTL 404(1)	6	3,899,691	1.19
13500	TOWN - GENERALLY	RPTL 406(1)	4	777,776	0.24
13870	SPEC DIST USED FOR PURPOSE EST	RPTL 410	1	376,923	0.11
25120	NONPROF CORP - EDUC\CONST PRO	RPTL 420-a	10	7,540,924	2.29
27350	PRIVATELY OWNED CEMETERY LAND	RPTL 446	3	47,231	0.01
29700	PROP WITHDRAWN FROM FORECLOSUR	RPTL 1138	2	544,616	0.17
41120	ALT VET EX-WAR PERIOD-NON-COMB	RPTL 458-a	11	150,282	0.05
41130	ALT VET EX-WAR PERIOD-COMBAT	RPTL 458-a	16	364,304	0.11
41140	ALT VET EX-WAR PERIOD-DISABILI	RPTL 458-a	13	425,229	0.13
41720	AGRICULTURAL DISTRICT	AG-MKTS L 305	7	747,386	0.23
41800	PERSONS AGE 65 OR OVER	RPTL 467	1	90,769	0.03
41804	PERSONS AGE 65 OR OVER	RPTL 467	3	174,723	0.05
41834	ENHANCED STAR	RPTL 425	38	3,610,434	1.10
41854	BASIC STAR 1999-2000	RPTL 425	75	2,741,550	0.83
47460	FOREST LAND CERTD AFTER 8/74	RPTL 480-a	25	14,700,549	4.47
49500	SOLAR OR WIND ENERGY SYSTEM	RPTL 487	2	34,847	0.01
Total Exemptions Exclusive of System Exemptions:				36,227,234	11.02
Total System Exemptions:				0	0.00
Totals:				36,227,234	11.02

Values have been equalized using the Uniform Percentage of Value. The Exempt amounts do not take into consideration, payments in lieu of taxes or other payments for municipal services.

Amount, if any, attributable to payments in lieu of taxes: _____

School District - 484601 Monticello

Exemption Code	Exemption Name	Statutory Authority	Number of Exemptions	Total Equalized Value of Exemptions	Percent of Value Exempted
10100	SPEC DIST USED FOR PURPOSE EST	RPTL 410	3	570,278	0.38
13100	CO - GENERALLY	RPTL 406(1)	1	27,778	0.02
13500	TOWN - GENERALLY	RPTL 406(1)	7	322,500	0.22
13650	VG - GENERALLY	RPTL 406(1)	9	2,118,613	1.43
13800	SCHOOL DISTRICT	RPTL 408	1	6,817,778	4.59
13870	SPEC DIST USED FOR PURPOSE EST	RPTL 410	1	2,740,278	1.84
14110	USA - SPECIFIED USES	STATE L 54	1	880,833	0.59
25110	NONPROF CORP - RELIG(CONST PRO	RPTL 420-a	1	319,444	0.22
25120	NONPROF CORP - EDUCL(CONST PRO	RPTL 420-a	4	1,878,610	1.26
25230	NONPROF CORP - MORAL/MENTAL IM	RPTL 420-a	1	298,056	0.20
25300	NONPROF CORP - SPECIFIED USES	RPTL 420-b	2	284,722	0.19
26100	VETERANS ORGANIZATION	RPTL 452	1	334,722	0.23
27350	PRIVATELY OWNED CEMETERY LAND	RPTL 446	4	27,778	0.02
41120	ALT VET EX-WAR PERIOD-NON-COMB	RPTL 458-a	14	175,000	0.12
41130	ALT VET EX-WAR PERIOD-COMBAT	RPTL 458-a	18	374,994	0.25
41140	ALT VET EX-WAR PERIOD-DISABILI	RPTL 458-a	9	353,892	0.24
41800	PERSONS AGE 65 OR OVER	RPTL 467	2	290,417	0.20
41804	PERSONS AGE 65 OR OVER	RPTL 467	4	246,236	0.17
41834	ENHANCED STAR	RPTL 425	66	6,416,652	4.32
41854	BASIC STAR 1999-2000	RPTL 425	79	3,076,576	2.07
47100	Mass Telecomm Ceiling	RPTL S499-qqqq	2	64,152	0.04
48670	REDEVELOPMENT HOUSING CO	P H F I L 125 & 127	1	2,514,167	1.69
49500	SOLAR OR WIND ENERGY SYSTEM	RPTL 487	3	163,333	0.11

Equalized Total Assessed Value 148,533,678

School District - 484601 Monticello

Exemption Code	Exemption Name	Statutory Authority	Number of Exemptions	Total Equalized Value of Exemptions	Percent of Value Exempted
50000	SYSTEM CODE	STATUTORY AUTH NOT DEFINED	1	0	0.00
Total Exemptions Exclusive of System Exemptions:					
			234	30,296,809	20.40
Total System Exemptions:					
			1	0	0.00
Totals:					
			235	30,296,809	20.40

Values have been equalized using the Uniform Percentage of Value. The Exempt amounts do not take into consideration, payments in lieu of taxes or other payments for municipal services.

Amount, if any, attributable to payments in lieu of taxes: _____

Equalized Total Assessed Value 460,418,008

School District - 484601 Monticello

Exemption Code	Exemption Name	Statutory Authority	Number of Exemptions	Total Equalized Value of Exemptions	Percent of Value Exempted
12100	NYS - GENERALLY	RPTL 404(1)	9	771,109	0.17
13100	CO - GENERALLY	RPTL 406(1)	2	423,334	0.09
13500	TOWN - GENERALLY	RPTL 406(1)	5	65,279	0.01
13510	TOWN - CEMETERY LAND	RPTL 446	2	4,445	0.00
13870	SPEC DIST USED FOR PURPOSE EST	RPTL 410	13	3,265,558	0.71
25110	NONPROF CORP - RELIG(CONST PRO	RPTL 420-a	2	262,222	0.06
25120	NONPROF CORP - EDUCL(CONST PRO	RPTL 420-a	5	535,833	0.12
25220	NONPROF CORP-CEMETERY	RPTL 420(1)(a)	1	169,722	0.04
25230	NONPROF CORP - MORAL/MENTAL IM	RPTL 420-a	1	375,000	0.08
25300	NONPROF CORP - SPECIFIED USES	RPTL 420-b	1	211,944	0.05
26100	VETERANS ORGANIZATION	RPTL 452	3	554,999	0.12
29700	PROP WITHDRAWN FROM FORECLOSUR	RPTL 1138	2	115,000	0.02
41120	ALT VET EX-WAR PERIOD-NON-COMB	RPTL 458-a	37	462,500	0.10
41130	ALT VET EX-WAR PERIOD-COMBAT	RPTL 458-a	30	622,907	0.14
41134	ALT VET EX-WAR PERIOD-COMBAT	RPTL 458-a	1	20,833	0.00
41140	ALT VET EX-WAR PERIOD-DISABILI	RPTL 458-a	18	567,602	0.12
41144	ALT VET EX-WAR PERIOD-DISABILI	RPTL 458-a	1	24,486	0.01
41720	AGRICULTURAL DISTRICT	AG-MKTS L 305	1	95,261	0.02
41800	PERSONS AGE 65 OR OVER	RPTL 467	23	1,906,319	0.41
41804	PERSONS AGE 65 OR OVER	RPTL 467	10	796,177	0.17
41834	ENHANCED STAR	RPTL 425	119	11,145,739	2.42
41854	BASIC STAR 1999-2000	RPTL 425	227	8,840,288	1.92
47100	Mass Telecomm Ceiling	RPTL S499-qqqq	2	535,400	0.12
47460	FOREST LAND CERTD AFTER 8/74	RPTL 480-a	13	1,676,124	0.36

Equalized Total Assessed Value 460,418,008

School District - 484601 Monticello

Exemption Code	Exemption Name	Statutory Authority	Number of Exemptions	Total Equalized Value of Exemptions	Percent of Value Exempted
49500	SOLAR OR WIND ENERGY SYSTEM	RPTL 487	6	333,055	0.07
Total Exemptions Exclusive of System Exemptions:				33,781,136	7.34
Total System Exemptions:				0	0.00
Totals:				33,781,136	7.34

Values have been equalized using the Uniform Percentage of Value. The Exempt amounts do not take into consideration, payments in lieu of taxes or other payments for municipal services.

Amount, if any, attributable to payments in lieu of taxes: _____

Equalized Total Assessed Value 797,017,436

School District - 484601 Monticello

Exemption Code	Exemption Name	Statutory Authority	Number of Exemptions	Total Equalized Value of Exemptions	Percent of Value Exempted
12100	NYS - GENERALLY	RPTL 404(1)	3	2,558,444	0.32
13100	CO - GENERALLY	RPTL 406(1)	8	162,727,444	20.42
13500	TOWN - GENERALLY	RPTL 406(1)	1	444,444	0.06
13650	VG - GENERALLY	RPTL 406(1)	26	12,801,109	1.61
13740	VG O/S LIMITS - SEWER OR WATER	RPTL 406(3)	3	6,268,888	0.79
13800	SCHOOL DISTRICT	RPTL 408	5	36,280,888	4.55
13870	SPEC DIST USED FOR PURPOSE EST	RPTL 410	1	3,565,333	0.45
13890	PUBLIC AUTHORITY - LOCAL	RPTL 412	2	5,838,667	0.73
14110	USA - SPECIFIED USES	STATE L 54	1	1,105,778	0.14
18020	MUNICIPAL INDUSTRIAL DEV AGENC	RPTL 412-a	7	14,564,889	1.83
21600	RES OF CLERGY - RELIG CORP OWN	RPTL 462	2	278,889	0.03
25110	NONPROF CORP - RELIG(CONST PRO	RPTL 420-a	38	22,316,889	2.80
25120	NONPROF CORP - EDUCL(CONST PRO	RPTL 420-a	4	5,491,779	0.69
25130	NONPROF CORP - CHAR (CONST PRO	RPTL 420-a	9	8,305,555	1.04
25230	NONPROF CORP - MORAL/MENTAL IM	RPTL 420-a	11	5,665,334	0.71
25300	NONPROF CORP - SPECIFIED USES	RPTL 420-b	1	178,889	0.02
25900	SYSTEM CODE	STATUTORY AUTH NOT DEFINED	20	3,096,667	0.39
27350	PRIVATELY OWNED CEMETERY LAND	RPTL 446	4	377,334	0.05
28120	NOT-FOR-PROFIT HOUSING CO	RPTL 422	1	1,125,778	0.14
29700	PROP WITHDRAWN FROM FORECLOSUR	RPTL 1138	1	511,111	0.06
41120	ALT VET EX-WAR PERIOD-NON-COMB	RPTL 458-a	25	332,648	0.04
41130	ALT VET EX-WAR PERIOD-COMBAT	RPTL 458-a	13	288,886	0.04
41140	ALT VET EX-WAR PERIOD-DISABILI	RPTL 458-a	13	537,546	0.07
41800	PERSONS AGE 65 OR OVER	RPTL 467	14	1,226,000	0.15
41804	PERSONS AGE 65 OR OVER	RPTL 467	5	252,732	0.03
41834	ENHANCED STAR	RPTL 425	110	10,570,513	1.33
41854	BASIC STAR 1999-2000	RPTL 425	143	5,437,146	0.68
47610	BUSINESS INVESTMENT PROPERTY P	RPTL 485-b	2	185,964	0.02
48660	HOUSING DEVELOPMENT FUND CO	P H F I L 577,654-a	1	7,704,667	0.97
48670	REDEVELOPMENT HOUSING CO	P H F I L 125 & 127	1	2,309,333	0.29

Equalized Total Assessed Value 797,017,436

School District - 484601 Monticello

Exemption Code	Exemption Name	Statutory Authority	Number of Exemptions	Total Equalized Value of Exemptions	Percent of Value Exempted
50000	SYSTEM CODE	STATUTORY AUTH NOT DEFINED	1	50,667	0.01
Total Exemptions Exclusive of System Exemptions:				322,349,544	40.44
Total System Exemptions:				50,667	0.01
Totals:				322,400,211	40.45

Values have been equalized using the Uniform Percentage of Value. The Exempt amounts do not take into consideration, payments in lieu of taxes or other payments for municipal services.

Amount, if any, attributable to payments in lieu of taxes: _____

Equalized Total Assessed Value 3,366,030,384

School District - 484601 Monticello

Exemption Code	Exemption Name	Statutory Authority	Number of Exemptions	Total Equalized Value of Exemptions	Percent of Value Exempted
10100	SPEC DIST USED FOR PURPOSE EST	RPTL 410	1	346,444	0.01
12100	NYS - GENERALLY	RPTL 404(1)	2	40,445	0.00
12350	PUBLIC AUTHORITY - STATE	RPTL 412	2	228,888	0.01
13100	CO - GENERALLY	RPTL 406(1)	4	1,257,338	0.04
13240	CO O/S LIMITS - SEWER OR WATER	RPTL 406(3)	1	289,556	0.01
13350	CITY - GENERALLY	RPTL 406(1)	1	7,291,556	0.22
13500	TOWN - GENERALLY	RPTL 406(1)	25	84,656,226	2.52
13570	TOWN O/S LIMITS - SPECIFIED US	RPTL 406(2)	1	32,444	0.00
13730	VG O/S LIMITS - SPECIFIED USES	RPTL 406(2)	3	435,334	0.01
13740	VG O/S LIMITS - SEWER OR WATER	RPTL 406(3)	9	3,084,444	0.09
13800	SCHOOL DISTRICT	RPTL 408	1	4,000	0.00
13870	SPEC DIST USED FOR PURPOSE EST	RPTL 410	4	1,845,555	0.05
18020	MUNICIPAL INDUSTRIAL DEV AGENC	RPTL 412-a	91	742,152,452	22.05
21600	RES OF CLERGY - RELIG CORP OWN	RPTL 462	2	1,154,778	0.03
25110	NONPROF CORP - RELIG(CONST PRO	RPTL 420-a	68	49,588,554	1.47
25120	NONPROF CORP - EDUCL(CONST PRO	RPTL 420-a	37	103,583,557	3.08
25130	NONPROF CORP - CHAR (CONST PRO	RPTL 420-a	1	1,163,556	0.03
25210	NONPROF CORP - HOSPITAL	RPTL 420-a	2	84,182,222	2.50
25220	NONPROF CORP-CEMETERY	RPTL 420(a)	2	1,777	0.00
25230	NONPROF CORP - MORAL/MENTAL IM	RPTL 420-a	11	7,000,890	0.21
25300	NONPROF CORP - SPECIFIED USES	RPTL 420-b	6	15,507,333	0.46
25900	SYSTEM CODE	STATUTORY AUTH NOT DEFINED	2	597,777	0.02
26400	INC VOLUNTEER FIRE CO OR DEPT	RPTL 464(2)	2	335,778	0.01
27350	PRIVATELY OWNED CEMETERY LAND	RPTL 446	24	971,555	0.03
29700	PROP WITHDRAWN FROM FORECLOSUR	RPTL 1138	6	67,554	0.00
41120	ALT VET EX-WAR PERIOD-NON-COMB	RPTL 458-a	110	1,461,930	0.04
41130	ALT VET EX-WAR PERIOD-COMBAT	RPTL 458-a	65	1,439,875	0.04
41140	ALT VET EX-WAR PERIOD-DISABILI	RPTL 458-a	56	2,177,493	0.06
41300	PARAPLEGIC VETS	RPTL 458(3)	1	380,667	0.01
41400	CLERGY	RPTL 460	3	9,999	0.00
41700	AGRICULTURAL BUILDING	RPTL 483	1	219,111	0.01
41720	AGRICULTURAL DISTRICT	AG-MKTS L 305	3	654,055	0.02
41730	AGRIC LAND-INDIV NOT IN AG DIS	AG MKTS L 306	3	308,871	0.01

Equalized Total Assessed Value 3,366,030,384

School District - 484601 Monticello

Exemption Code	Exemption Name	Statutory Authority	Number of Exemptions	Total Equalized Value of Exemptions	Percent of Value Exempted
41800	PERSONS AGE 65 OR OVER	RPTL 467	23	2,917,531	0.09
41804	PERSONS AGE 65 OR OVER	RPTL 467	24	1,834,660	0.05
41834	ENHANCED STAR	RPTL 425	330	32,227,677	0.96
41854	BASIC STAR 1999-2000	RPTL 425	626	23,801,772	0.71
42100	SILOS, MANURE STORAGE TANKS,	RPTL 483-a	1	53,333	0.00
47460	FOREST LAND CERTD AFTER 8/74	RPTL 480-a	31	6,755,509	0.20
47804	IMPROVEMENT TO PROPERTY PURSUA	RPTL 459-a	1	292,000	0.01
48660	HOUSING DEVELOPMENT FUND CO	P H F I L 577,654-a	4	23,316,444	0.69
49500	SOLAR OR WIND ENERGY SYSTEM	RPTL 487	6	3,206,602	0.10

Total Exemptions Exclusive of System Exemptions: 1,596 1,206,877,542 35.85
 Total System Exemptions: 0 0 0.00
 Totals: 1,596 1,206,877,542 35.85

Values have been equalized using the Uniform Percentage of Value. The Exempt amounts do not take into consideration, payments in lieu of taxes or other payments for municipal services.

Amount, if any, attributable to payments in lieu of taxes: _____