

Monticello Central School District 2024-2025 Budget Data



May 2024

www.monticelloschools.net

**Monticello Central School District
2024-2025
Proposed Budget**

The budget at a glance:

Revenue: Where does the money come from?

REVENUES		
	Adopted 2023-24	Proposed 2024-25
Charges for services	200,000	200,000
Other	3,926,034	4,143,011
Interest income	15,000	300,000
Medicaid	250,000	250,000
State Aid	49,919,006	49,947,852
Fund balance	-	726,915
Property taxes	43,576,655	44,709,648
Totals	\$97,886,695	\$100,277,426

Expenses: Where the money goes?

EXPENSES		
	Adopted 2023-24	Proposed 2024-25
Employee salaries	41,647,975	41,971,612
Benefits	22,491,679	23,001,993
BOCES	17,707,960	15,760,048
Program Support	8,262,482	10,587,444
Equipment	950,297	935,297
Materials & Supplies	2,713,778	2,705,875
Debt Service	4,112,524	5,315,157
Totals	\$97,886,695	\$100,277,426

**Monticello Central School District
2024-2025 Proposed Budget**

Three Part Budget Breakdown:

Budget component	Adopted budget 2023-2024	Proposed budget 2024-2025	Dollar increase (decrease)	Percentage increase (decrease)
Administrative	\$ 12,504,022	\$ 12,916,828	\$ 412,806	3.30%

The administrative component includes all administrative salaries, benefits and office and program costs for directing and supervising all instructional activities of the district.

Educational Program	\$ 73,062,567	\$ 73,693,972	\$ 631,405	0.86%
----------------------------	----------------------	----------------------	-------------------	--------------

The program component includes salaries and benefits for classroom teaching personnel, instructional materials, supplies and services, interscholastic sports, extracurricular programs and transportation.

Capital	\$ 12,320,106	\$ 13,666,626	\$ 1,346,520	10.93%
----------------	----------------------	----------------------	---------------------	---------------

The capital component includes all costs for facility maintenance operations, including salaries and benefits of plant operations staff, supplies, utilities, capital expenditures, debt service and purchase of transportation vehicles.

Total Budget	\$ 97,886,695	\$ 100,277,426	\$ 2,390,731	2.44%
---------------------	----------------------	-----------------------	---------------------	--------------

State Category (3-Part Budget) Report

Fiscal Year: 2025

State Function	Description	2024-2025 Proposed Budget	2023-2024 Adopted Budget	Dollar Change	Percent Change
Administration					
1010	Board Of Education	59,000.00	59,000.00	-	-
1040	District Clerk	55,625.00	53,000.00	2,625.00	4.95
1060	District Meeting	42,640.00	42,640.00	-	-
1240	Chief School Administrator	334,741.00	327,491.00	7,250.00	2.21
1310	Business Administration	988,701.00	911,814.00	76,887.00	8.43
1320	Auditing	84,500.00	84,000.00	500.00	0.60
1330	Tax Collector	48,200.00	47,500.00	700.00	1.47
1380	Fiscal Agent Fee	20,000.00	20,000.00	-	-
1420	Legal	260,000.00	260,000.00	-	-
1430	Personnel	288,223.00	249,840.00	38,383.00	15.36
1460	Records Management Officer	30,000.00	50,000.00	-30,000.00	-60.00
1480	Public Information and Services	150,847.00	181,674.00	-30,827.00	-16.97
1670	Central Printing & Mailing	110,000.00	55,000.00	55,000.00	100.00
1910	Unallocated Insurance	284,500.00	284,500.00	-	-
1920	School Association Dues	15,000.00	15,000.00	-	-
1950	Assessments on School Property	30,000.00	30,000.00	-	-
1981	BOCES Administrative Costs	1,429,364.00	1,380,116.00	49,248.00	3.57
2010	Curriculum Devel and Suprvsn	1,022,325.00	961,834.00	60,491.00	6.29
2020	Supervision-Regular School	3,852,148.00	3,748,909.00	103,239.00	2.75
2070	Inservice Training-Instruction	80,000.00	80,000.00	-	-
2110	Teaching-Regular School	188,100.00	189,600.00	-1,500.00	-0.79
9000	Employee Benefits	3,552,914.00	3,472,104.00	80,810.00	2.33
Total Administration		12,916,828.00	12,504,022.00	412,806.00	3.30%
Capital					
1620	Operation of Plant	3,971,803.00	3,935,363.00	36,440.00	0.93
1621	Maintenance of Plant	2,189,702.00	2,051,324.00	138,378.00	6.75
1930	Judgments and Claims	5,000.00	5,000.00	-	-
1964	Refund on Real Property Taxes	40,000.00	40,000.00	-	-
5510	District Transportation Services	600,000.00	600,000.00	-	-
9000	Employee Benefits	1,719,964.00	1,750,895.00	-30,931.00	-1.77
9711	Serial Bonds-School Construction	4,278,888.00	412,300.00	3,866,588.00	937.81
9731	Bond Antic Notes-School Construction	-	2,620,175.00	-2,620,175.00	-
9732	Bond Antic Notes-Bus Purchases	-	-	-	-
9785	Install Purch Debt-State Aided Hardwa	603,441.00	647,221.00	-43,780.00	-6.76
9788	Leases	157,828.00	157,828.00	-	-
9950	Transfer to Capital Fund	100,000.00	100,000.00	-	-
Total Capital		13,666,626.00	12,320,106.00	1,346,520.00	10.93%
Program					
1420	Legal	2,000.00	2,000.00	-	-
1910	Unallocated Insurance	55,000.00	55,000.00	-	-
2070	Inservice Training-Instruction	134,500.00	133,166.00	1,334.00	1.00
2110	Teaching-Regular School	22,303,872.00	22,340,265.00	-36,393.00	-0.16
2250	Prg For Sdnts w/Disabil-Med Elgble	19,221,528.00	19,793,068.00	-571,540.00	-2.89
2280	Occupational Education(Grades 9-12)	2,268,720.00	2,098,150.00	170,570.00	8.13
2330	Teaching-Special Schools	380,500.00	424,000.00	-43,500.00	-10.26
2610	School Library & AV	359,943.00	364,078.00	-4,135.00	-1.14
2630	Computer Assisted Instruction	2,180,865.00	2,069,421.00	111,444.00	5.39
2805	Attendance-Regular School	141,608.00	146,290.00	-4,682.00	-3.20
2810	Guidance-Regular School	996,673.00	968,058.00	28,615.00	2.96
2815	Health Svcs-Regular School	600,803.00	582,921.00	17,882.00	3.07
2820	Psychological Svcs-Reg Schl	305,824.00	291,528.00	14,296.00	4.90
2825	Social Work Svcs-Regular School	808,811.00	810,945.00	-2,134.00	-0.26
2830	Pupil Personnel Svcs-Special Schools	314,535.00	388,639.00	-74,104.00	-19.07
2850	Co-Curricular Activ-Reg Schl	257,000.00	224,150.00	32,850.00	14.66
2855	Interscholastic Athletics-Reg Schl	843,457.00	800,135.00	43,322.00	5.41
2870	School Store Fund	-	-	-	-
5510	District Transport Svcs-Med Elgble	4,477,303.00	4,001,709.00	475,594.00	11.88
5530	Garage Building	109,875.00	90,608.00	19,267.00	21.26
5540	Contract Transportation-Med Elgble	-	-	-	-
7310	Youth Program	-	-	-	-
8070	Census	27,040.00	34,756.00	-7,716.00	-22.20
9000	Employee Benefits	17,729,115.00	17,268,680.00	460,435.00	2.67

State Category (3-Part Budget) Report

Fiscal Year: 2025

State Function	Description	2024-2025	2023-2024	Dollar Change	Percent Change
		Proposed Budget	Adopted Budget		
9901	Transfer to Other Funds	-	-	-	-
9901	Transfer to School Food Service Fund	-	-	-	-
9901	Transfer to Special Aid Fund	175,000.00	175,000.00	-	-
Total Program		73,693,972.00	73,062,567.00	631,405.00	0.86%
Report Totals		100,277,426.00	97,886,695.00	2,390,731.00	2.44%

Selection Criteria

Report Title: State Category (3-Part Budget) Report
 Column 1 Value: Proposed Amount
 Column 2 Value: Current Year Initial
 Column 3 Value: None
 Column 4 Value: Dollar
 Column 5 Value: Percent
 Column 6 Value: None
 From Column Value: Current Year Initial
 To Column Value: Proposed Amount
 Sort by: Budget Category / State Function Code
 Printed by Elizabeth Terwilliger

ACCOUNT	DESCRIPTION	2024-25	2023-24
		PROPOSED BUDGET	ADOPTED BUDGET
1010-400-00-0000	PURCH SVC	\$30,000	\$30,000
1010-490-00-0000	BOCES	\$20,000	\$20,000
1010-500-00-0000	GENERAL SUPPLIES	\$9,000	\$9,000
	1010 BOARD OF EDUCATION	\$59,000	\$59,000
1040-100-00-0000	SALARIES	\$55,125	\$52,500
1040-500-00-0000	GENERAL SUPPLIES	\$500	\$500
	1040 DISTRICT CLERK	\$55,625	\$53,000
1060-400-00-0000	PURCH SVC	\$25,140	\$25,140
1060-490-00-0000	BOCES	\$12,500	\$12,500
1060-500-00-0000	GENERAL SUPPLIES	\$5,000	\$5,000
	1060 DISTRICT MEETING	\$42,640	\$42,640
1240-100-00-0000	SALARIES	\$308,791	\$301,241
1240-400-00-0000	PURCH SVC	\$19,450	\$18,250
1240-500-00-0000	GENERAL SUPPLIES	\$6,500	\$8,000
	1240 CHIEF SCHOOL ADMINISTRATOR	\$334,741	\$327,491
1310-100-00-0000	SALARIES	\$519,151	\$479,864
1310-400-00-0000	PURCH SVC	\$23,450	\$23,450
1310-490-00-0000	BOCES	\$441,100	\$403,500
1310-500-00-0000	GENERAL SUPPLIES	\$5,000	\$5,000
	1310 BUSINESS ADMINISTRATION	\$988,701	\$911,814
1320-100-00-0000	SALARIES	\$8,500	\$8,000
1320-400-00-0000	PURCH SVC	\$76,000	\$76,000
	1320 AUDITING	\$84,500	\$84,000
1330-100-00-0000	SALARIES	\$14,700	\$17,000
1330-400-00-0000	PURCH SVC	\$31,000	\$28,000
1330-500-00-0000	GENERAL SUPPLIES	\$2,500	\$2,500
	1330 TAX COLLECTOR	\$48,200	\$47,500
1380-400-00-0000	PURCH SVC	\$20,000	\$20,000
	1380 FISCAL AGENT FEE	\$20,000	\$20,000
1420-400-00-0000	PURCH SVC	\$262,000	\$262,000
	1420 LEGAL	\$262,000	\$262,000
1430-100-00-0000	SALARIES	\$117,015	\$104,790
1430-400-00-0000	PURCH SVC	\$9,604	\$10,150
1430-490-00-0000	BOCES	\$154,904	\$129,000
1430-500-00-0000	GENERAL SUPPLIES	\$6,700	\$5,900
	1430 PERSONNEL	\$288,223	\$249,840
1460-490-00-0000	BOCES	\$20,000	\$50,000
	1460 RECORDS MANAGEMENT OFFICER	\$20,000	\$50,000
1480-100-00-0000	SALARIES	\$95,347	\$90,057
1480-400-00-0000	PURCH SVC	\$30,000	\$25,000
1480-490-00-0000	BOCES	\$25,000	\$66,117
1480-500-00-0000	GENERAL SUPPLIES	\$500	\$500
	1480 PUBLIC INFORMATION AND SVCS	\$150,847	\$181,674

1620-100-00-0000	SALARIES	\$1,896,543	\$1,877,187
1620-400-00-0000	PURCH SVC	\$1,995,260	\$1,985,260
1620-490-00-0000	BOCES	\$70,000	\$62,916
1620-500-00-0000	GENERAL SUPPLIES	\$10,000	\$10,000
	1620 OPERATION OF PLANT	\$3,971,803	\$3,935,363
1621-100-00-0000	SALARIES	\$759,202	\$744,824
1621-200-00-0000	EQUIPMENT	\$140,000	\$140,000
1621-400-00-0000	PURCH SVC	\$619,000	\$369,000
1621-490-00-0000	BOCES	\$0	\$30,000
1621-500-00-0000	GENERAL SUPPLIES	\$671,500	\$767,500
	1621 MAINTENANCE OF PLANT	\$2,189,702	\$2,051,324
1670-400-00-0000	PURCH SVC	\$110,000	\$55,000
	1670 CENTRAL PRINTING & MAILING	\$110,000	\$55,000
1910-400-00-0000	PURCH SVC	\$339,500	\$339,500
	1910 UNALLOCATED INSURANCE	\$339,500	\$339,500
1920-400-00-0000	PURCH SVC	\$15,000	\$15,000
	1920 SCHOOL ASSOCIATION DUES	\$15,000	\$15,000
1930-400-00-0000	PURCH SVC	\$5,000	\$5,000
	1930 JUDGMENTS AND CLAIMS	\$5,000	\$5,000
1950-400-00-0000	PURCH SVC	\$30,000	\$30,000
	1950 ASSESSMENTS ON SCHOOL PROPERTY	\$30,000	\$30,000
1964-400-00-0000	PURCH SVC	\$40,000	\$40,000
	1964 REFUND ON REAL PROPERTY TAXES	\$40,000	\$40,000
1981-490-00-0000	BOCES	\$1,429,364	\$1,380,116
	1981 BOCES ADMINISTRATIVE COSTS	\$1,429,364	\$1,380,116
2010-100-00-0000	SALARIES	\$758,396	\$721,609
2010-400-00-0000	PURCH SVC	\$63,725	\$33,725
2010-490-00-0000	BOCES	\$196,704	\$203,000
2010-500-00-0000	GENERAL SUPPLIES	\$3,500	\$3,500
	2010 CURRICULUM DEVEL AND SUPRVSN	\$1,022,325	\$961,834
2020-100-00-0000	SALARIES	\$3,452,888	\$3,394,149
2020-400-00-0000	PURCH SVC	\$110,150	\$97,900
2020-500-00-0000	GENERAL SUPPLIES	\$279,200	\$256,860
	2020 SUPERVISION-REGULAR SCHOOL	\$3,842,238	\$3,748,909
2070-100-00-0000	SALARIES	\$100,000	\$100,000
2070-400-00-0000	PURCH SVC	\$83,500	\$82,000
2070-490-00-0000	BOCES	\$25,000	\$25,166
2070-500-00-0000	GENERAL SUPPLIES	\$6,000	\$6,000
	2070 INSERVICE TRAINING-INSTRUCTION	\$214,500	\$213,166
2110-100-00-0000	SALARIES	\$19,388,590	\$19,576,227
2110-200-00-0000	EQUIPMENT	\$5,000	\$5,000
2110-400-00-0000	PURCH SVC	\$1,199,482	\$972,432
2110-490-00-0000	BOCES	\$1,399,324	\$1,526,277
2110-500-00-0000	SUPPLIES	\$499,576	\$449,929
	2110 TEACHING-REGULAR SCHOOL	\$22,491,972	\$22,529,865

2250-100-00-0000	SALARIES	\$6,436,294	\$6,356,508
2250-400-00-0000	PURCH SVC	\$3,889,700	\$2,618,469
2250-490-00-0000	BOCES	\$8,863,534	\$10,786,091
2250-500-00-0000	SUPPLIES	\$32,000	\$32,000
	2250 PRG FOR SDNTS W/DISABIL-MED ELGBLE	\$19,221,528	\$19,793,068
2280-400-00-0000	PURCH SVC	\$18,300	\$9,150
2280-490-00-0000	BOCES	\$2,241,420	\$2,080,000
2280-500-00-0000	SUPPLIES	\$9,000	\$9,000
	2280 OCCUPATIONAL EDUCATION	\$2,268,720	\$2,098,150
2330-100-00-0000	SALARIES	\$335,000	\$400,000
2330-400-00-0000	PURCH SVC	\$33,500	\$22,000
2330-500-00-0000	GENERAL SUPPLIES	\$12,000	\$2,000
	2330 TEACHING-SPECIAL SCHOOLS	\$380,500	\$424,000
2610-100-00-0000	SALARIES	\$192,929	\$179,644
2610-400-00-0000	PURCH SVC	\$300	\$300
2610-490-00-0000	BOCES	\$111,915	\$112,335
2610-500-00-0000	GENERAL SUPPLIES	\$54,799	\$71,799
	2610 SCHOOL LIBRARY & AV	\$359,943	\$364,078
2630-100-00-0000	SALARIES	\$889,607	\$793,004
2630-200-00-0000	EQUIPMENT	\$155,297	\$155,297
2630-400-00-0000	PURCH SVC	\$289,178	\$289,178
2630-490-00-0000	BOCES	\$756,783	\$741,942
2630-500-00-0000	GENERAL SUPPLIES	\$90,000	\$90,000
	2630 COMPUTER ASSISTED INSTRUCTION	\$2,180,865	\$2,069,421
2805-100-00-0000	SALARIES	\$140,408	\$145,290
2805-400-00-0000	PURCH SVC	\$1,200	\$1,000
	2805 ATTENDANCE-REGULAR SCHOOL	\$141,608	\$146,290
2810-100-00-0000	SALARIES	\$976,173	\$949,558
2810-400-00-0000	PURCH SVC	\$15,500	\$13,500
2810-500-00-0000	SUPPLIES	\$5,000	\$5,000
	2810 GUIDANCE-REGULAR SCHOOL	\$996,673	\$968,058
2815-100-00-0000	SALARIES	\$516,803	\$500,321
2815-400-00-0000	PURCH SVC	\$70,300	\$68,900
2815-500-00-0000	SUPPLIES	\$13,700	\$13,700
	2815 HEALTH SRVCS-REGULAR SCHOOL	\$600,803	\$582,921
2820-100-00-0000	SALARIES	\$294,524	\$281,228
2820-400-00-0000	PURCH SVC	\$11,000	\$10,000
2820-500-00-0000	GENERAL SUPPLIES	\$300	\$300
	2820 PSYCHOLOGICAL SRVCS-REG SCHL	\$305,824	\$291,528
2825-100-00-0000	SALARIES	\$802,811	\$807,945
2825-400-00-0000	PURCH SVC	\$5,000	\$2,000
2825-500-00-0000	GENERAL SUPPLIES	\$1,000	\$1,000
	2825 SOCIAL WORK SRVCS-REGULAR SCHL	\$808,811	\$810,945
2830-100-00-0000	SALARIES	\$251,435	\$268,539
2830-400-00-0000	PURCH SVC	\$36,900	\$78,900
2830-500-00-0000	SUPPLIES	\$26,200	\$41,200
	2830 PPS-SPECIAL SCHOOLS	\$314,535	\$388,639

2850-100-00-0000	SALARIES	\$220,000	\$180,000
2850-400-00-0000	PURCH SVC	\$37,000	\$44,150
	2850 CO-CURRICULAR ACTIV-REG SCHL	\$257,000	\$224,150
2855-100-00-0000	SALARIES	\$540,057	\$500,185
2855-200-00-0000	EQUIPMENT	\$35,000	\$20,000
2855-400-00-0000	PURCH SVC	\$107,000	\$112,000
2855-490-00-0000	BOCES	\$72,500	\$79,000
2855-500-00-0000	SUPPLIES	\$88,900	\$88,950
	2855 INTERSCHOLASTIC ATHLETICS-REG SCHL	\$843,457	\$800,135
5510-100-00-0000	SALARIES	\$2,874,283	\$2,783,549
5510-200-00-0000	SCHOOL BUS PURCHASE	\$600,000	\$600,000
5510-400-00-0000	PURCH SVC	\$754,520	\$404,520
5510-500-00-0000	GENERAL SUPPLIES	\$848,500	\$813,640
	5510 DISTRICT TRANSPORTATION SERVICES	\$5,077,303	\$4,601,709
5530-400-00-0000	PURCH SVC	\$94,875	\$75,608
5530-500-00-0000	GENERAL SUPPLIES	\$15,000	\$15,000
	5530 GARAGE BUILDING	\$109,875	\$90,608
8070-160-00-0000	SALARIES	\$27,040	\$34,756
	8070 CENSUS	\$27,040	\$34,756
9010-800-00-0000	EMPLOYEES' RETIREMENT	\$1,313,630	\$1,293,600
	9010 STATE RETIREMENT	\$1,313,630	\$1,293,600
9020-800-00-0000	TEACHERS' RETIREMENT	\$3,250,000	\$3,267,125
	9020 TEACHERS' RETIREMENT	\$3,250,000	\$3,267,125
9030-800-00-0000	SOCIAL SECURITY	\$3,210,828	\$3,271,800
	9030 SOCIAL SECURITY	\$3,210,828	\$3,271,800
9040-800-00-0000	WORKERS' COMPENSATION	\$1,002,785	\$998,855
	9040 WORKERS' COMPENSATION	\$1,002,785	\$998,855
9050-800-00-0000	UNEMPLOYMENT INSURANCE	\$30,000	\$42,000
	9050 UNEMPLOYMENT INSURANCE	\$30,000	\$42,000
9055-800-00-0000	DISABILITY INSURANCE	\$25,000	\$25,000
	9055 DISABILITY INSURANCE	\$25,000	\$25,000
9060-800-00-0000	HEALTH & DENTAL INSURANCE	\$12,254,750	\$11,696,219
	9060 HOSPITAL, MEDICAL, DENTAL INS	\$12,254,750	\$11,696,219
9070-800-00-0000	UNION WELFARE BENEFITS	\$1,915,000	\$1,897,080
	9070 UNION WELFARE BENEFITS	\$1,915,000	\$1,897,080
9711-600-00-0000	PRINCIPAL PAYMENTS	\$1,670,000	\$400,000
9711-700-00-0000	INTEREST PAYMENTS	\$2,608,888	\$12,300
	9711 SERIAL BONDS-SCHOOL CONSTRUCTION	\$4,278,888	\$412,300
9731-600-00-0000	PRINCIPAL PAYMENTS	\$0	\$1,703,164
9731-700-00-0000	INTEREST PAYMENTS	\$0	\$917,011
	9731 BOND ANTICIPATION NOTES-SCHOOL CONSTRUCTION	\$0	\$2,620,175
9785-600-00-0000	PRINCIPAL PAYMENTS	\$547,175	\$574,332
9785-700-00-0000	INTEREST PAYMENTS	\$56,266	\$72,889
	9785 INSTALL PURCH DEBT-STATE AIDED HARDWARE	\$603,441	\$647,221

9788-600-00-0000	PRINCIPAL PAYMENTS	\$147,403	\$147,403
9788-700-00-0000	INTEREST PAYMENTS	\$10,425	\$10,425
	9788 LEASES	\$157,828	\$157,828
9901-900-00-0000	TRANSFER TO SPECIAL AID	\$175,000	\$175,000
	9901 TRANSFER TO OTHER FUNDS	\$175,000	\$175,000
9950-900-00-0000	TRANSFER TO CAPITAL FUNDS	\$100,000	\$100,000
	9950 TRANSFER TO CAPITAL FUND	\$100,000	\$100,000
		=====	=====
Total GENERAL FUND		\$100,267,516	\$97,886,695

Property Tax Report Card
591401 - MONTICELLO CSD

2023-2024 - Page 1
Official - as of 04/22/2024 08:14 AM

****Please use Chrome or Firefox browsers when entering the Business Portal to complete the PTRC. Internet Explorer is NOT recommended.****

Note: Some data elements of the Property Tax Report Card have been revised or renamed to more closely follow the Property Tax Cap calculations districts complete on the Office of the State Comptroller website. Please see the Help text above for definitions. Additional guidance on the Property Tax Levy Limit is available on the Office of Educational Management Services website:
<http://www.p12.nysed.gov/mgtserv/propertytax/taxcap/>.

Please also submit an electronic version (PDF or Word) of your school district's 2024-25 Budget Notice to: emscmgts@nysed.gov. This will enable us to help correct any formula or data entry discrepancy quickly.

Notice: The Enacted Budget allows school districts to establish a reserve fund for NYS Teachers' Retirement System Contributions, effective immediately. This reserve, if applicable, should be reported in the Schedule of Reserves under 'Other Reserve' and with a description that says: "To fund employer retirement contributions to the New York State Teachers' Retirement System (TRS)."

Form Due - April 29, 2024

Form Preparer Name:
 Preparer's Telephone Number:

Shaded Fields Will Calculate	Budgeted 2023-24 (A)	Proposed Budget 2024-25 (B)	Percent Change (C)
Total Budgeted Amount, not including Separate Propositions	97,886,695	100,277,426	2.44 %
A. Proposed Tax Levy to Support the Total Budgeted Amount ¹	43,576,655	44,709,648	
B. Tax Levy to Support Library Debt, if Applicable	0	0	
C. Tax Levy for Non-Excludable Propositions, if Applicable ²	0	0	
D. Total Tax Cap Reserve Amount Used to Reduce Current Year Levy, if Applicable			
E. Total Proposed School Year Tax Levy (A+B+C-D)	43,576,655	44,709,648	2.60 %
F. Permissible Exclusions to the School Tax Levy Limit	2,755,458	2,840,956	
G. School Tax Levy Limit, <u>Excluding</u> Levy for Permissible Exclusions ³	40,821,197	41,868,692	
H. Total Proposed Tax Levy for School Purposes, <u>Excluding</u> Permissible Exclusions and Levy for Library Debt, Plus Prior Year Tax Cap Reserve (E-B-F+D)	40,821,197	41,868,692	
I. Difference: (G-H);(negative value requires 60.0% voter approval) ²	0	0	
Public School Enrollment	2,662	2,621	-1.54 %
Consumer Price Index			4.12 %

¹ Include any prior year reserve for excess tax levy, including interest.

² Tax levy associated with educational or transportation services propositions are not eligible for exclusion under the School Tax Levy Limit and may affect voter approval requirements.

³ For 2024-25, includes any carryover from 2023-24 and excludes any tax levy for library debt or prior year reserve for

excess tax levy, including interest.

	Actual 2023-24 (D)	Estimated 2024-25 (E)
Adjusted Restricted Fund Balance	14,568,419	15,300,155
Assigned Appropriated Fund Balance	0	726,915
Adjusted Unrestricted Fund Balance	6,565,923	7,305,852
Adjusted Unrestricted Fund Balance as a Percent of the Total Budget	6.71 %	7.29 %

Schedule of Reserve Funds

Reserve Type	Reserve Name	Reserve Description *	3/31/24 Actual Balance	6/30/24 Estimated Ending Balance	Intended Use of the Reserve in the 2024-25 School Year (Limit 200 Characters)**
--------------	--------------	-----------------------	------------------------	----------------------------------	---

Note: Be sure to click on the Save button at the bottom after each additional Reserve you add under Capital, Property Loss, Liability, or Other Reserve.

Capital	2015 CAPITAL RESERVE	For the cost of any object or purpose for which bonds may be issued.	4,325,403	4,556,453	none
Capital	2019 CAPITAL RESERVE	For the cost of any object or purpose for which bonds may be issued.	10,243,016	10,743,702	none
Repair	REPAIR RESERVE	For the cost of repairs to capital improvements or equipment.	0	0	not established
Workers Compensation	WORKERS COMPENSATION RESERVE	For self-insured Workers Compensation and benefits.	3,108,035	3,255,471	to pay premium
Unemployment Insurance	UNEMPLOYMENT RESERVE	For reimbursement to the State Unemployment Insurance Fund.	286,638	301,950	to pay unemployment claims
Reserve for Tax Reduction	TAX REDUCTION RESERVE	For the gradual use of the proceeds of the sale of school district real property.	0	0	not established
Mandatory Reserve for Debt Service	DEBT SERVICE RESERVE	For proceeds from the sale of district capital assets or improvement, restricted to debt service.	0	0	not established
Insurance	INSURANCE RESERVE	For liability, casualty, and other types of uninsured losses.	0	0	not established

Property Loss	PROPERTY LOSS RESERVE	To cover property loss.	0	0	not established
Liability + (add)	LIABILITY RESERVE	To cover incurred liability claims.	0	0	not established
Tax Certiorari	TAX CERTIORARI RESERVE	For tax certiorari settlements.	2,067,890	2,161,069	to pay prior year claims
Reserve for Insurance Recoveries	INSURANCE RECOVERIES	For unexpended proceeds of insurance recoveries at fiscal year end.	0	0	not established
Employee Benefit Accrued Liability	EBALR	For accrued 'employee benefits' due to employees upon termination of service.	1,051,645	1,107,820	to pay retiree separation payments
Retirement Contribution	ERS RESERVE	For employer retirement contributions to the State and Local Employees' Retirement System.	1,240,218	1,306,405	to pay district contribution to ERS
Reserve for Uncollected Taxes	NOT APPLICABLE	For unpaid taxes due certain city school districts not reimbursed by their city/county until the following fiscal year.	0	0	not applicable
Single Other Reserve	TRS RESERVE	To fund employer retirement contributions to the New York State Teachers' Retirement System (TRS.)	619,000	640,851	to pay district contribution to TRS

* **NYSED Reserve Guidance:**
http://www.p12.nysed.gov/mgtserv/accounting/docs/reserve_funds.pdf

OSC Reserve Guidance: <http://osc.state.ny.us/localgov/pubs/listacctg.htm#reservefunds>

****Provide a brief, but specific, statement of the planned use and appropriation for the reserve in SY 2024-25. Mention any capital expenditures that will need to be voted upon in the upcoming Budget Vote.**


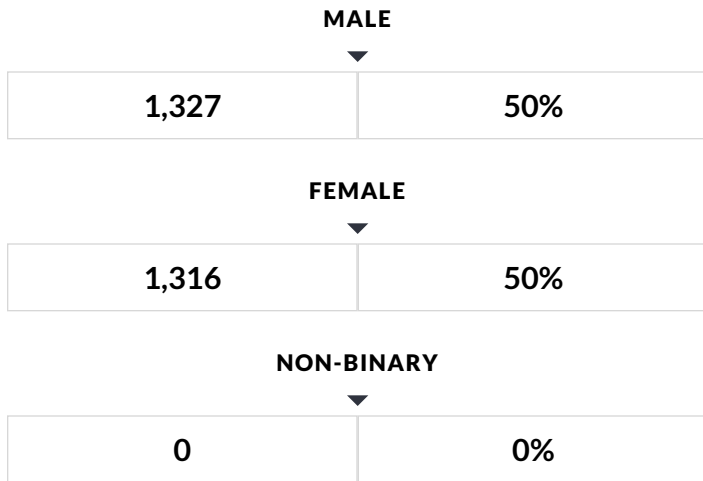
Save	Reset	Save & Ready
------	-------	--------------

This report provides enrollment counts for schools and districts by various demographic groups for the 2022 - 23 school year. These enrollment data are collected as part of NYSED's Student Information Repository System (SIRS). These counts are as of "BEDS Day" which is typically the first Wednesday in October. For nonpublic school enrollment data please see the Non-Public School Enrollment and Staff information on our Information and Reporting Services webpage.

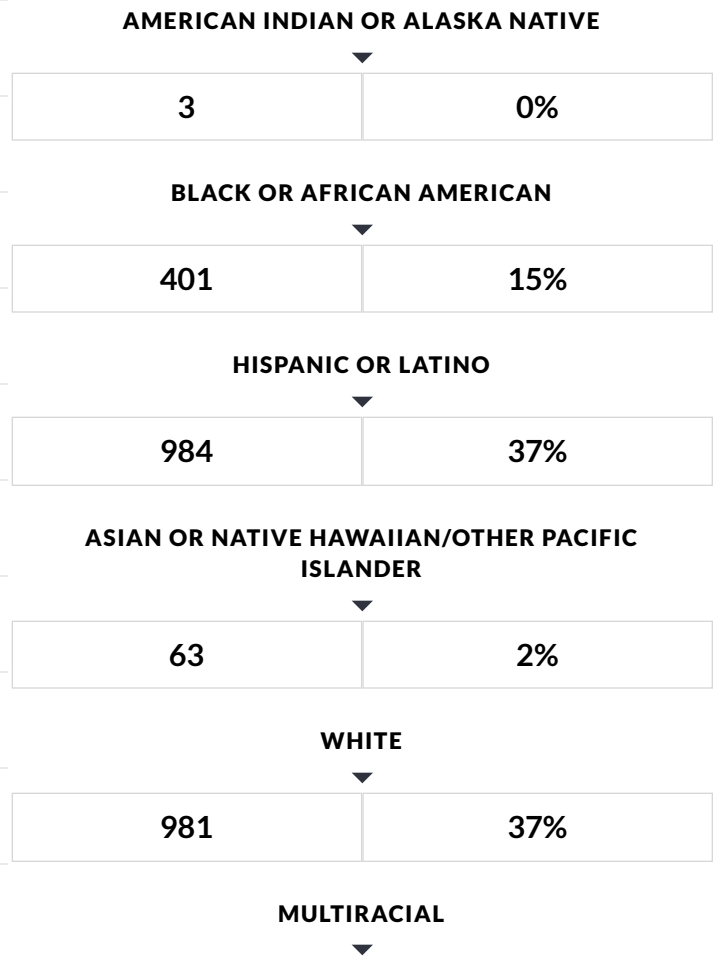
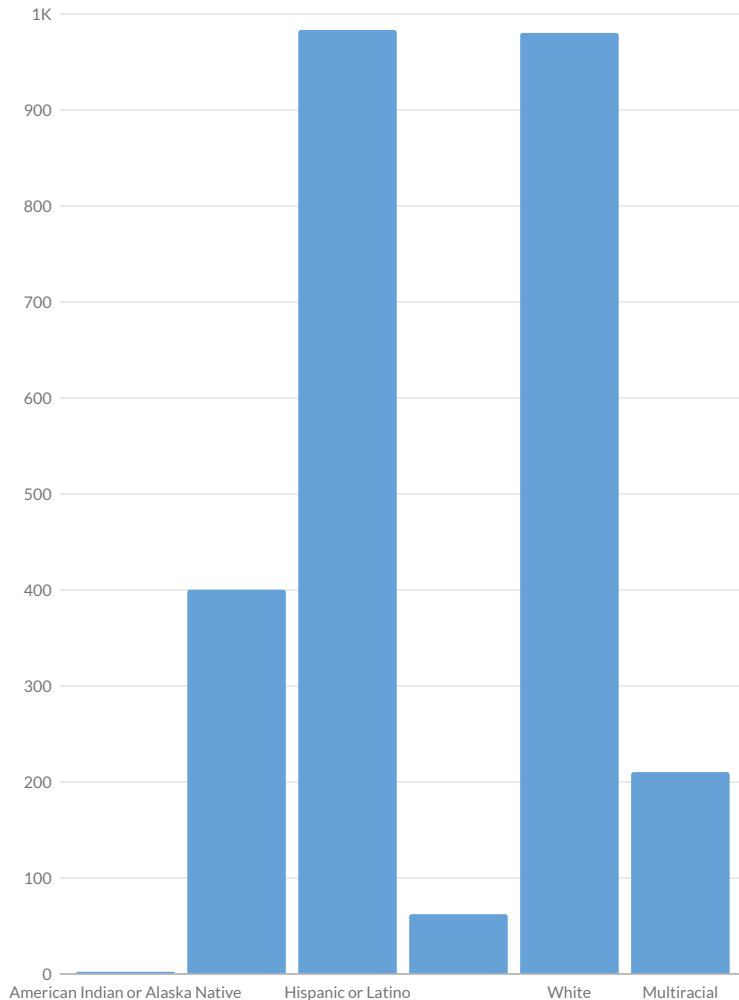
MONTICELLO CSD ENROLLMENT (2022 - 23)

K-12 Enrollment: 2,643

ENROLLMENT BY GENDER

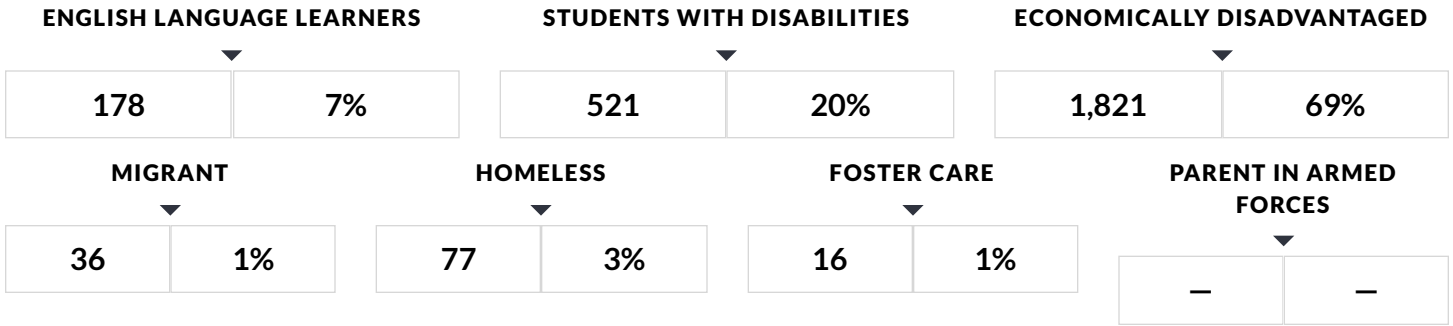


ENROLLMENT BY ETHNICITY

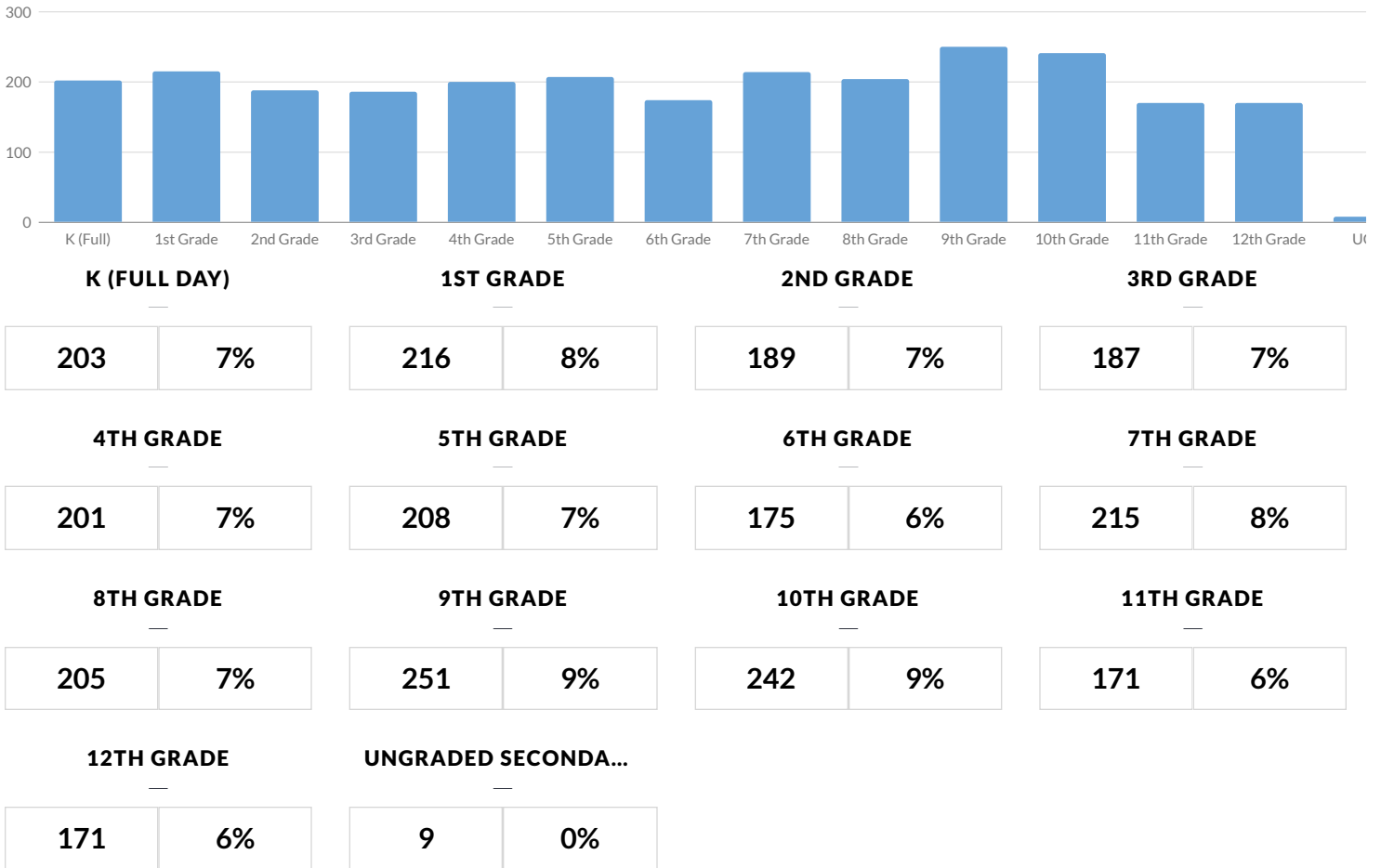


211	8%
------------	-----------

OTHER GROUPS



ENROLLMENT BY GRADE



© COPYRIGHT NEW YORK STATE EDUCATION DEPARTMENT, ALL RIGHTS RESERVED.

THIS DOCUMENT WAS CREATED ON: APRIL 12, 2024, 11:05 AM EST

MONTICELLO CSD - NEW YORK STATE REPORT CARD [2022 - 23]

The New York State Report Card is an important part of the Board of Regents' effort to create educational equity and raise learning standards for all students. Knowledge gained from the report card on a school's or district's strengths and weaknesses can be used to improve instruction and services to students. The report card provides information to the public on school/district staff, students, and measures of school and district performance as required by the Every Student Succeeds Act (ESSA). Fundamentally, ESSA is about creating a set of interlocking strategies to promote educational equity by providing support to districts and schools as they work to ensure that every student succeeds. New York State is committed to ensuring that all students succeed and thrive in school no matter who they are, where they live, where they go to school, or where they come from.

2023-24 ACCOUNTABILITY STATUS AND SUPPORT MODEL BASED ON 2022-23 DATA

Due to COVID-19 and changes to New York State accountability and federal reporting requirements, 2023-24 accountability statuses and support models were determined using a modified methodology. For more information, see Understanding the New York State Accountability System under the Every Student Succeeds Act (ESSA) for 2023-24 Accountability Statuses Based on 2022-23 Results.

TARGET DISTRICT

MADE PROGRESS

NO

SECTION 1003 SCHOOL IMPROVEMENT FUNDS (2022-23)

The link below provides a list of all Local Education Agencies and public schools that received section 1003 school improvement funds, including the amount of funds each school received and the types of strategies implemented in each school with such funds.

Section 1003 School Improvement Funds Data (72.97 kilobytes)

For information on the use of Title I School Improvement funds, see:

- 2022-23 Title I SIG 1003 (Basic)
- 2022-23 Title I School Improvement Grant 1003 Coaching for Excellence Grant
- 2022-23 Title I School Improvement Grant 1003 High School Redesign Grant
- 2020-23 NYSIP-PLC Phase III
- 2022-23 Title 1 School Improvement Grant 1003 – Targeted Support for Long-term Identified Schools Grant
- 2023 Title 1 School Improvement Grant 1003 (Planning)

ELEMENTARY/MIDDLE STATUSES AND SUPPORT MODELS BY SUBGROUP

Subgroup	Status And Support Model	Made Progress
All Students	Comprehensive Support and Improvement	NA
Asian or Native Hawaiian/Other Pacific Islander	Local Support and Improvement	NA
Black or African American	Targeted Support and Improvement	NA
Hispanic or Latino	Targeted Support and Improvement	NA
Multiracial	Targeted Support and Improvement	NA
White	Targeted Support and Improvement	NA
English Language Learner	Local Support and Improvement: Potential Target District	NA
Students with Disabilities	Local Support and Improvement: Potential Target District	NA
Economically Disadvantaged	Targeted Support and Improvement	NA

SECONDARY STATUSES AND SUPPORT MODELS BY SUBGROUP

Subgroup	Status And Support Model	Made Progress
All Students	Local Support and Improvement	NA
Black or African American	Local Support and Improvement	NA
Hispanic or Latino	Local Support and Improvement	NA
Multiracial	Local Support and Improvement	NA
White	Local Support and Improvement	NA
Students with Disabilities	Local Support and Improvement	NA
Economically Disadvantaged	Local Support and Improvement	NA

© COPYRIGHT NEW YORK STATE EDUCATION DEPARTMENT, ALL RIGHTS RESERVED.

THIS DOCUMENT WAS CREATED ON: APRIL 12, 2024, 11:01 AM EST

Salary: Administrative Compensation Information
591401 - MONTICELLO CSD

2023-2024 - Page 1
Official - as of 04/22/2024 08:00 AM

Form Due May 13, 2024

2024-2025 Salary Threshold =
\$169,000

In response to legislative efforts to encourage greater cost sharing in service provision and local government administration, we now provide a section for districts that share administrative staff to highlight these efforts for the upcoming school year. Each sharing district should identify in the form the other district(s) with which they will be sharing administrative staff for school year 2024-2025.

If you will be sharing a Superintendent, list the other district (or districts) in the text box. If you will be sharing other administrative staff required to be reported, please send an email to EMSCMGTS@nysed.gov indicating the title of the staff persons(s) as well as the other district(s) involved in the cost-sharing.

The salaries, benefits and other compensation reported in the form should reflect only the financial support or commitment that your district will be making. They should **not** reflect the total amounts budgeted to be paid by all participating districts over the school year.

Report Estimated Salaries in the Budget for the 2024-2025 School Year

Sections 1608 and 1716 of the Education Law
(Please read the instructions and definitions before completing this form.)

Title	Salary	Employee Benefits	Other Remuneration
1. Superintendent of Schools	221,456	71,411	

Please list the district or districts with which you will be sharing a superintendent (if applicable):

Associate, Assistant and Deputy Superintendents
(Example Titles: Associate Superintendent for Instruction, Deputy Superintendent, Assistant Superintendent for Business, etc.)

2.	ASSISTANT SUPERINTENDENT FOR INSTRUCTION	187,950	53,376	
3.	ASSISTANT SUPERINTENDENT FOR BUSINESS	191,175	66,066	
4.				
5.				
6.				
7.				
8.				
9.				
10.				
11.				
12.				
13.				
14.				
15.				
16.				
17.				
18.				
19.				
20.				
21.				
22.				
23.				
24.				
25.				
26.				
27.				
28.				
29.				
30.				
31.				
32.				
33.				
34.				
35.				

36. [] []

[] []

Salary: Administrative Compensation Information
591401 - MONTICELLO CSD

2023-2024 - Page 2
Official - as of 04/22/2024 08:00 AM

	Title	Salary	Employee Benefits	Other Remuneration
37.				
38.				
39.				
40.				
41.				
42.				
43.				
44.				
45.				
46.				
47.				
48.				
49.				
50.				
51.				
52.				
53.				
54.				
55.				
56.				
57.				
58.				
59.				
60.				
61.				
62.				
63.				
64.				
65.				
66.				
67.				
68.				
69.				
70.				

Salary: Administrative Compensation Information
591401 - MONTICELLO CSD

2023-2024 Claim Year - Page 3
Official - as of 04/22/2024 08:00 AM

Other Supervisory and Administrative Employees Scheduled to Receive \$169,000 or More in Salary

71.	PRINCIPAL	173,101
72.		
73.		
74.		
75.		
76.		
77.		
78.		
79.		
80.		
81.		
82.		
83.		
84.		
85.		
86.		
87.		
88.		
89.		
90.		
91.		
92.		

93.		
94.		
95.		
96.		
97.		
98.		
99.		
100.		
101.		
102.		
103.		
104.		
105.		
106.		
107.		
108.		
109.		
110.		
111.		
112.		

**Salary: Administrative Compensation Information
591401 - MONTICELLO CSD**

**2023-2024 Claim Year - Page 4
Official - as of 04/22/2024 08:00 AM**

113.		
114.		
115.		
116.		
117.		
118.		
119.		
120.		
121.		
122.		
123.		
124.		
125.		
126.		
127.		
128.		
129.		
130.		
131.		
132.		
133.		
134.		
135.		
136.		
137.		
138.		
139.		
140.		
141.		
142.		
143.		
144.		
145.		
146.		
147.		
148.		
149.		
150.		
151.		
152.		
153.		
154.		
155.		
156.		
157.		

Salary: Administrative Compensation Information 2023-2024 - Page 5
591401 - MONTICELLO CSD Official - as of 04/22/2024 08:00 AM

158.		
159.		
160.		
161.		
162.		
163.		
164.		
165.		
166.		
167.		
168.		
169.		
170.		
171.		
172.		
173.		
174.		
175.		
176.		
177.		
178.		
179.		
180.		
181.		
182.		
183.		
184.		
185.		
186.		
187.		
188.		
189.		
190.		

Equalized Total Assessed Value 5,696,670,198

School District - 484601 Monticello

Exemption Code	Exemption Name	Statutory Authority	Number of Exemptions	Total Equalized Value of Exemptions	Percent of Value Exempted
10100	SPEC DIST USED FOR PURPOSE EST	RPTL 410	8	4,093,363	0.07
12100	NYS - GENERALLY	RPTL 404(1)	21	6,871,848	0.12
12350	PUBLIC AUTHORITY - STATE	RPTL 412	2	206,000	0.00
13100	CO - GENERALLY	RPTL 406(1)	17	148,128,785	2.60
13240	CO O/S LIMITS - SEWER OR WATER	RPTL 406(3)	1	260,600	0.00
13350	CITY - GENERALLY	RPTL 406(1)	1	6,562,400	0.12
13500	TOWN - GENERALLY	RPTL 406(1)	135	84,696,098	1.49
13510	TOWN - CEMETERY LAND	RPTL 446	2	4,266	0.00
13570	TOWN O/S LIMITS - SPECIFIED US	RPTL 406(2)	1	29,200	0.00
13650	VG - GENERALLY	RPTL 406(1)	35	13,554,865	0.24
13730	VG O/S LIMITS - SPECIFIED USES	RPTL 406(2)	3	391,800	0.01
13740	VG O/S LIMITS - SEWER OR WATER	RPTL 406(3)	12	8,418,000	0.15
13800	SCHOOL DISTRICT	RPTL 408	8	42,941,671	0.75
13870	SPEC DIST USED FOR PURPOSE EST	RPTL 410	21	11,460,631	0.20
13890	PUBLIC AUTHORITY - LOCAL	RPTL 412	2	5,254,800	0.09
14110	USA - SPECIFIED USES	STATE L 54	2	1,840,800	0.03
18020	MUNICIPAL INDUSTRIAL DEV AGENC	RPTL 412-a	128	777,948,788	13.66
21600	RES OF CLERGY - RELIG CORP OWN	RPTL 462	4	1,535,800	0.03
25110	NONPROF CORP - RELIG(CONST PRO	RPTL 420-a	119	74,296,531	1.30
25120	NONPROF CORP - EDUCL(CONST PRC	RPTL 420-a	67	112,065,652	1.97
25130	NONPROF CORP - CHAR (CONST PRO	RPTL 420-a	10	8,522,200	0.15
25210	NONPROF CORP - HOSPITAL	RPTL 420-a	2	75,764,000	1.33
25220	NONPROF CORP-CEMETERY	RPTL 420(1)(a)	3	164,533	0.00
25230	NONPROF CORP - MORAL/MENTAL IM	RPTL 420-a	25	12,581,102	0.22
25300	NONPROF CORP - SPECIFIED USES	RPTL 420-b	12	15,063,259	0.26
25900	SYSTEM CODE	STATUTORY AUTH NOT DEFINED	24	3,409,400	0.06
26100	VETERANS ORGANIZATION	RPTL 452	4	854,134	0.01
26400	INC VOLUNTEER FIRE CO OR DEPT	RPTL 464(2)	2	302,200	0.01
27350	PRIVATELY OWNED CEMETERY LAND	RPTL 446	40	1,539,151	0.03
28120	NOT-FOR-PROFIT HOUSING CO	RPTL 422	1	1,013,200	0.02
29700	PROP WITHDRAWN FROM FORECLOS	RPTL 1138	8	642,173	0.01
41120	ALT VET EX-WAR PERIOD-NON-COMB	RPTL 458-a	249	3,655,338	0.06
41130	ALT VET EX-WAR PERIOD-COMBAT	RPTL 458-a	175	4,220,968	0.07

Equalized Total Assessed Value 5,696,670,198

School District - 484601 Monticello

Exemption Code	Exemption Name	Statutory Authority	Number of Exemptions	Total Equalized Value of Exemptions	Percent of Value Exempted
41134	ALT VET EX-WAR PERIOD-COMBAT	RPTL 458-a	1	24,267	0.00
41140	ALT VET EX-WAR PERIOD-DISABILI	RPTL 458-a	126	5,084,838	0.09
41144	ALT VET EX-WAR PERIOD-DISABILI	RPTL 458-a	1	21,573	0.00
41300	PARAPLEGIC VETS	RPTL 458(3)	1	342,600	0.01
41400	CLERGY	RPTL 460	6	18,817	0.00
41700	AGRICULTURAL BUILDING	RPTL 483	2	268,192	0.00
41720	AGRICULTURAL DISTRICT	AG-MKTS L 305	40	3,637,484	0.06
41730	AGRIC LAND-INDIV NOT IN AG DIS	AG MKTS L 306	5	537,335	0.01
41800	PERSONS AGE 65 OR OVER	RPTL 467	74	7,070,938	0.12
41804	PERSONS AGE 65 OR OVER	RPTL 467	68	4,362,381	0.08
41834	ENHANCED STAR	RPTL 425	857	84,532,731	1.48
41854	BASIC STAR 1999-2000	RPTL 425	1,463	57,468,708	1.01
42100	SILOS, MANURE STORAGE TANKS,	RPTL 483-a	2	73,712	0.00
42120	TEMPORARY GREENHOUSES	RPTL 483-c	1	127,226	0.00
47100	Mass Telecomm Ceiling	RPTL S499-qqqq	3	552,200	0.01
47460	FOREST LAND CERTD AFTER 8/74	RPTL 480-a	93	28,778,804	0.51
47610	BUSINESS INVESTMENT PROPERTY P	RPTL 485-b	5	220,676	0.00
47804	IMPROVEMENT TO PROPERTY PURSL	RPTL 459-a	1	262,800	0.00
48660	HOUSING DEVELOPMENT FUND CO	P H FI L 577,654-a	5	27,919,000	0.49
48670	REDEVELOPMENT HOUSING CO	P H FI L 125 & 127	2	4,492,000	0.08
49500	SOLAR OR WIND ENERGY SYSTEM	RPTL 487	24	7,873,977	0.14
50000	SYSTEM CODE	STATUTORY AUTH NOT DEFINED	3	505,600	0.01
Total Exemptions Exclusive of System Exemptions:			3,924	1,661,963,815	29.17
Total System Exemptions:			3	505,600	0.01
Totals:			3,927	1,662,469,415	29.18

Values have been equalized using the Uniform Percentage of Value. The Exempt amounts do not take into consideration, payments in lieu of taxes or other payments for municipal services.

Amount, if any, attributable to payments in lieu of taxes: _____

Equalized Total Assessed Value 1,071,135,784

School District - 484601 Monticello

Exemption Code	Exemption Name	Statutory Authority	Number of Exemptions	Total Equalized Value of Exemptions	Percent of Value Exempted
10100	SPEC DIST USED FOR PURPOSE EST	RPTL 410	4	3,234,096	0.30
12100	NYS - GENERALLY	RPTL 404(1)	1	367,176	0.03
13100	CO - GENERALLY	RPTL 406(1)	2	109,414	0.01
13500	TOWN - GENERALLY	RPTL 406(1)	93	7,050,047	0.66
13800	SCHOOL DISTRICT	RPTL 408	1	3,740,204	0.35
13870	SPEC DIST USED FOR PURPOSE EST	RPTL 410	1	494,148	0.05
18020	MUNICIPAL INDUSTRIAL DEV AGENC	RPTL 412-a	19	62,112,568	5.80
25110	NONPROF CORP - RELIG(CONST PRO	RPTL 420-a	21	11,545,547	1.08
25120	NONPROF CORP - EDUCL(CONST PRO	RPTL 420-a	4	4,202,544	0.39
25230	NONPROF CORP - MORAL/MENTAL IM	RPTL 420-a	1	535,369	0.05
25300	NONPROF CORP - SPECIFIED USES	RPTL 420-b	2	470,992	0.04
27350	PRIVATELY OWNED CEMETERY LAND	RPTL 446	5	256,998	0.02
41120	ALT VET EX-WAR PERIOD-NON-COMB	RPTL 458-a	46	699,292	0.07
41130	ALT VET EX-WAR PERIOD-COMBAT	RPTL 458-a	28	704,759	0.07
41140	ALT VET EX-WAR PERIOD-DISABILI	RPTL 458-a	20	793,931	0.07
41400	CLERGY	RPTL 460	1	3,817	0.00
41700	AGRICULTURAL BUILDING	RPTL 483	1	70,992	0.01
41720	AGRICULTURAL DISTRICT	AG-MKTS L 305	28	2,311,268	0.22
41730	AGRIC LAND-INDIV NOT IN AG DIS	AG MKTS L 306	1	46,214	0.00
41800	PERSONS AGE 65 OR OVER	RPTL 467	11	968,523	0.09
41804	PERSONS AGE 65 OR OVER	RPTL 467	21	1,202,401	0.11
41834	ENHANCED STAR	RPTL 425	180	18,060,321	1.69
41854	BASIC STAR 1999-2000	RPTL 425	192	7,567,680	0.71
42100	SILOS, MANURE STORAGE TANKS,	RPTL 483-a	2	73,712	0.01
42120	TEMPORARY GREENHOUSES	RPTL 483-c	1	127,226	0.01
47460	FOREST LAND CERTD AFTER 8/74	RPTL 480-a	21	8,599,368	0.80
47610	BUSINESS INVESTMENT PROPERTY P	RPTL 485-b	3	8,992	0.00

NYS - Real Property System
County of Sullivan
Town of Bethel
SWIS Code - 482000

Assessor's Report - 2023 - Current Year File
S495 Exemption Impact Report
School Detail Report

RPS221/V04/L001
Date/Time - 4/12/2024 16:22:58
Total Assessed Value 420,956,363
Uniform Percentage 39.30

Equalized Total Assessed Value 1,071,135,784

School District - 484601 Monticello

Exemption Code	Exemption Name	Statutory Authority	Number of Exemptions	Total Equalized Value of Exemptions	Percent of Value Exempted
49500	SOLAR OR WIND ENERGY SYSTEM	RPTL 487	8	5,370,889	0.50
Total Exemptions Exclusive of System Exemptions:			718	140,728,488	13.14
Total System Exemptions:			0	0	0.00
Totals:			718	140,728,488	13.14

Values have been equalized using the Uniform Percentage of Value. The Exempt amounts do not take into consideration, payments in lieu of taxes or other payments for municipal services.

Amount, if any, attributable to payments in lieu of taxes: _____

Equalized Total Assessed Value 43,778,143

School District - 484601 Monticello

Exemption Code	Exemption Name	Statutory Authority	Number of Exemptions	Total Equalized Value of Exemptions	Percent of Value Exempted
18020	MUNICIPAL INDUSTRIAL DEV AGENC	RPTL 412-a	1	1,618,207	3.70
25110	NONPROF CORP - RELIG(CONST PRO	RPTL 420-a	3	466,483	1.07
25120	NONPROF CORP - EDUCL(CONST PRO	RPTL 420-a	3	753,655	1.72
41800	PERSONS AGE 65 OR OVER	RPTL 467	1	55,862	0.13
41834	ENHANCED STAR	RPTL 425	1	100,193	0.23
41854	BASIC STAR 1999-2000	RPTL 425	2	77,628	0.18
47460	FOREST LAND CERTD AFTER 8/74	RPTL 480-a	1	142,767	0.33
Total Exemptions Exclusive of System Exemptions:			12	3,214,795	7.34
Total System Exemptions:			0	0	0.00
Totals:			12	3,214,795	7.34

Values have been equalized using the Uniform Percentage of Value. The Exempt amounts do not take into consideration, payments in lieu of taxes or other payments for municipal services.

Amount, if any, attributable to payments in lieu of taxes: _____

NYS - Real Property System
 County of Sullivan
 Town of Forestburgh
 SWIS Code - 483000

Assessor's Report - 2023 - Current Year File
 S495 Exemption Impact Report
 School Detail Report

RPS221/V04/L001
 Date/Time - 4/12/2024 16:22:58
 Total Assessed Value 214,775,669
 Uniform Percentage 74.00

Equalized Total Assessed Value 290,237,391

School District - 484601 Monticello

Exemption Code	Exemption Name	Statutory Authority	Number of Exemptions	Total Equalized Value of Exemptions	Percent of Value Exempted
12100	NYS - GENERALLY	RPTL 404(1)	6	3,425,405	1.18
13500	TOWN - GENERALLY	RPTL 406(1)	4	683,183	0.24
13870	SPEC DIST USED FOR PURPOSE EST	RPTL 410	1	331,081	0.11
18020	MUNICIPAL INDUSTRIAL DEV AGENC	RPTL 412-a	9	5,821,405	2.01
25120	NONPROF CORP - EDUCL(CONST PRO	RPTL 420-a	10	6,623,786	2.28
27350	PRIVATELY OWNED CEMETERY LAND	RPTL 446	3	41,487	0.01
29700	PROP WITHDRAWN FROM FORECLOSUR	RPTL 1138	1	472,973	0.16
41120	ALT VET EX-WAR PERIOD-NON-COMB	RPTL 458-a	11	132,000	0.05
41130	ALT VET EX-WAR PERIOD-COMBAT	RPTL 458-a	16	320,000	0.11
41140	ALT VET EX-WAR PERIOD-DISABILI	RPTL 458-a	13	373,513	0.13
41720	AGRICULTURAL DISTRICT	AG-MKTS L 305	7	657,555	0.23
41730	AGRIC LAND-INDIV NOT IN AG DIS	AG MKTS L 306	1	222,715	0.08
41800	PERSONS AGE 65 OR OVER	RPTL 467	2	106,487	0.04
41804	PERSONS AGE 65 OR OVER	RPTL 467	3	263,175	0.09
41834	ENHANCED STAR	RPTL 425	34	3,143,505	1.08
41854	BASIC STAR 1999-2000	RPTL 425	80	2,886,480	0.99
47460	FOREST LAND CERTD AFTER 8/74	RPTL 480-a	24	12,023,651	4.14
49500	SOLAR OR WIND ENERGY SYSTEM	RPTL 487	1	18,784	0.01
Total Exemptions Exclusive of System Exemptions:			226	37,547,185	12.94
Total System Exemptions:			0	0	0.00
Totals:			226	37,547,185	12.94

Values have been equalized using the Uniform Percentage of Value. The Exempt amounts do not take into consideration, payments in lieu of taxes or other payments for municipal services.

Amount, if any, attributable to payments in lieu of taxes: _____

Equalized Total Assessed Value 140,254,571

School District - 484601 Monticello

Exemption Code	Exemption Name	Statutory Authority	Number of Exemptions	Total Equalized Value of Exemptions	Percent of Value Exempted
10100	SPEC DIST USED FOR PURPOSE EST	RPTL 410	3	547,467	0.39
13100	CO - GENERALLY	RPTL 406(1)	1	26,667	0.02
13500	TOWN - GENERALLY	RPTL 406(1)	7	309,600	0.22
13650	VG - GENERALLY	RPTL 406(1)	9	2,033,865	1.45
13800	SCHOOL DISTRICT	RPTL 408	1	6,545,067	4.67
13870	SPEC DIST USED FOR PURPOSE EST	RPTL 410	1	2,630,667	1.88
14110	USA - SPECIFIED USES	STATE L 54	1	845,600	0.60
25110	NONPROF CORP - RELIG(CONST PRO	RPTL 420-a	1	306,667	0.22
25120	NONPROF CORP - EDUCL(CONST PRO	RPTL 420-a	4	1,803,467	1.29
25230	NONPROF CORP - MORAL/MENTAL IM	RPTL 420-a	1	286,133	0.20
25300	NONPROF CORP - SPECIFIED USES	RPTL 420-b	2	271,200	0.19
26100	VETERANS ORGANIZATION	RPTL 452	1	321,333	0.23
27350	PRIVATELY OWNED CEMETERY LAND	RPTL 446	4	26,666	0.02
41120	ALT VET EX-WAR PERIOD-NON-COMB	RPTL 458-a	13	189,280	0.13
41130	ALT VET EX-WAR PERIOD-COMBAT	RPTL 458-a	17	412,539	0.29
41140	ALT VET EX-WAR PERIOD-DISABILI	RPTL 458-a	9	407,997	0.29
41800	PERSONS AGE 65 OR OVER	RPTL 467	1	111,600	0.08
41804	PERSONS AGE 65 OR OVER	RPTL 467	4	270,173	0.19
41834	ENHANCED STAR	RPTL 425	64	6,702,373	4.78
41854	BASIC STAR 1999-2000	RPTL 425	88	3,696,000	2.64
47100	Mass Telecomm Ceiling	RPTL S499-qqqq	1	59,456	0.04
48670	REDEVELOPMENT HOUSING CO	P H F I L 125 & 127	1	2,413,600	1.72
49500	SOLAR OR WIND ENERGY SYSTEM	RPTL 487	3	156,800	0.11

NYS - Real Property System
 County of Sullivan
 Town of Mamakating - 4840
 Village of Wurtsboro
 SWIS Code - 484003

Assessor's Report - 2023 - Current Year File
 S495 Exemption Impact Report
 School Detail Report

RPS221/V04/L001
 Date/Time - 4/12/2024 16:22:58
 Total Assessed Value 52,595,464
 Uniform Percentage 37.50

Equalized Total Assessed Value 140,254,571

School District - 484601 Monticello

Exemption Code	Exemption Name	Statutory Authority	Number of Exemptions	Total Equalized Value of Exemptions	Percent of Value Exempted
50000	SYSTEM CODE	STATUTORY AUTH NOT DEFINED	1	0	0.00
Total Exemptions Exclusive of System Exemptions:			237	30,374,217	21.66
Total System Exemptions:			1	0	0.00
Totals:			238	30,374,217	21.66

Values have been equalized using the Uniform Percentage of Value. The Exempt amounts do not take into consideration, payments in lieu of taxes or other payments for municipal services.

Amount, if any, attributable to payments in lieu of taxes: _____

Equalized Total Assessed Value 438,728,352

School District - 484601 Monticello

Exemption Code	Exemption Name	Statutory Authority	Number of Exemptions	Total Equalized Value of Exemptions	Percent of Value Exempted
12100	NYS - GENERALLY	RPTL 404(1)	9	740,267	0.17
13100	CO - GENERALLY	RPTL 406(1)	2	406,400	0.09
13500	TOWN - GENERALLY	RPTL 406(1)	5	62,666	0.01
13510	TOWN - CEMETERY LAND	RPTL 446	2	4,266	0.00
13870	SPEC DIST USED FOR PURPOSE EST	RPTL 410	13	3,134,935	0.71
25110	NONPROF CORP - RELIG(CONST PRO	RPTL 420-a	2	251,734	0.06
25120	NONPROF CORP - EDUCL(CONST PRO	RPTL 420-a	5	514,400	0.12
25220	NONPROF CORP-CEMETERY	RPTL 420(1)(a)	1	162,933	0.04
25230	NONPROF CORP - MORAL/MENTAL IM	RPTL 420-a	1	360,000	0.08
25300	NONPROF CORP - SPECIFIED USES	RPTL 420-b	1	203,467	0.05
26100	VETERANS ORGANIZATION	RPTL 452	3	532,801	0.12
29700	PROP WITHDRAWN FROM FORECLOSUR	RPTL 1138	2	110,400	0.03
41120	ALT VET EX-WAR PERIOD-NON-COMB	RPTL 458-a	37	538,720	0.12
41130	ALT VET EX-WAR PERIOD-COMBAT	RPTL 458-a	31	746,010	0.17
41134	ALT VET EX-WAR PERIOD-COMBAT	RPTL 458-a	1	24,267	0.01
41140	ALT VET EX-WAR PERIOD-DISABILI	RPTL 458-a	18	647,289	0.15
41144	ALT VET EX-WAR PERIOD-DISABILI	RPTL 458-a	1	21,573	0.00
41720	AGRICULTURAL DISTRICT	AG-MKTS L 305	1	90,387	0.02
41800	PERSONS AGE 65 OR OVER	RPTL 467	17	1,619,146	0.37
41804	PERSONS AGE 65 OR OVER	RPTL 467	11	755,202	0.17
41834	ENHANCED STAR	RPTL 425	116	11,690,659	2.66
41854	BASIC STAR 1999-2000	RPTL 425	258	10,836,000	2.47
47100	Mass Telecomm Ceiling	RPTL S499-qqqq	2	492,744	0.11
47460	FOREST LAND CERTD AFTER 8/74	RPTL 480-a	12	1,497,076	0.34

NYS - Real Property System
 County of Sullivan
 Town of Mamakating
 SWIS Code - 484089

Assessor's Report - 2023 - Current Year File
 S495 Exemption Impact Report
 School Detail Report

RPS221/V04/L001
 Date/Time - 4/12/2024 16:22:58
 Total Assessed Value 164,523,132
 Uniform Percentage 37.50

Equalized Total Assessed Value 438,728,352

School District - 484601 Monticello

Exemption Code	Exemption Name	Statutory Authority	Number of Exemptions	Total Equalized Value of Exemptions	Percent of Value Exempted
49500	SOLAR OR WIND ENERGY SYSTEM	RPTL 487	6	319,734	0.07
Total Exemptions Exclusive of System Exemptions:			557	35,763,076	8.15
Total System Exemptions:			0	0	0.00
Totals:			557	35,763,076	8.15

Values have been equalized using the Uniform Percentage of Value. The Exempt amounts do not take into consideration, payments in lieu of taxes or other payments for municipal services.

Amount, if any, attributable to payments in lieu of taxes: _____

NYS - Real Property System
 County of Sullivan
 Town of Thompson - 4846
 Village of Monticello
 SWIS Code - 484601

Assessor's Report - 2023 - Current Year File
 S495 Exemption Impact Report
 School Detail Report

RPS221/V04/L001
 Date/Time - 4/12/2024 16:22:58
 Total Assessed Value 356,458,038
 Uniform Percentage 50.00

Equalized Total Assessed Value 712,916,076

School District - 484601 Monticello

Exemption Code	Exemption Name	Statutory Authority	Number of Exemptions	Total Equalized Value of Exemptions	Percent of Value Exempted
12100	NYS - GENERALLY	RPTL 404(1)	3	2,302,600	0.32
13100	CO - GENERALLY	RPTL 406(1)	8	146,454,700	20.54
13500	TOWN - GENERALLY	RPTL 406(1)	1	400,000	0.06
13650	VG - GENERALLY	RPTL 406(1)	26	11,521,000	1.62
13740	VG O/S LIMITS - SEWER OR WATER	RPTL 406(3)	3	5,642,000	0.79
13800	SCHOOL DISTRICT	RPTL 408	5	32,652,800	4.58
13870	SPEC DIST USED FOR PURPOSE EST	RPTL 410	1	3,208,800	0.45
13890	PUBLIC AUTHORITY - LOCAL	RPTL 412	2	5,254,800	0.74
14110	USA - SPECIFIED USES	STATE L 54	1	995,200	0.14
18020	MUNICIPAL INDUSTRIAL DEV AGENC	RPTL 412-a	7	12,136,800	1.70
21600	RES OF CLERGY - RELIG CORP OWN	RPTL 462	2	251,000	0.04
25110	NONPROF CORP - RELIG(CONST PRO	RPTL 420-a	39	20,000,600	2.81
25120	NONPROF CORP - EDUCL(CONST PRO	RPTL 420-a	4	4,942,600	0.69
25130	NONPROF CORP - CHAR (CONST PRO	RPTL 420-a	9	7,475,000	1.05
25230	NONPROF CORP - MORAL/MENTAL IM	RPTL 420-a	11	5,098,800	0.72
25300	NONPROF CORP - SPECIFIED USES	RPTL 420-b	1	161,000	0.02
25900	SYSTEM CODE	STATUTORY AUTH NOT DEFINED	21	2,794,200	0.39
27350	PRIVATELY OWNED CEMETERY LAND	RPTL 446	4	339,600	0.05
28120	NOT-FOR-PROFIT HOUSING CO	RPTL 422	1	1,013,200	0.14
41120	ALT VET EX-WAR PERIOD-NON-COMB	RPTL 458-a	26	380,420	0.05
41130	ALT VET EX-WAR PERIOD-COMBAT	RPTL 458-a	14	344,300	0.05
41140	ALT VET EX-WAR PERIOD-DISABILI	RPTL 458-a	12	549,396	0.08
41400	CLERGY	RPTL 460	2	6,000	0.00
41800	PERSONS AGE 65 OR OVER	RPTL 467	13	966,940	0.14
41804	PERSONS AGE 65 OR OVER	RPTL 467	8	389,172	0.05
41834	ENHANCED STAR	RPTL 425	113	10,661,818	1.50
41854	BASIC STAR 1999-2000	RPTL 425	156	5,996,640	0.84
47610	BUSINESS INVESTMENT PROPERTY P	RPTL 485-b	2	211,684	0.03
48660	HOUSING DEVELOPMENT FUND CO	P H F I L 577,654-a	1	6,934,200	0.97
48670	REDEVELOPMENT HOUSING CO	P H F I L 125 & 127	1	2,078,400	0.29

NYS - Real Property System
 County of Sullivan
 Town of Thompson - 4846
 Village of Monticello
 SWIS Code - 484601

Assessor's Report - 2023 - Current Year File
 S495 Exemption Impact Report
 School Detail Report

RPS221/V04/L001
 Date/Time - 4/12/2024 16:22:58
 Total Assessed Value 356,458,038
 Uniform Percentage 50.00

Equalized Total Assessed Value 712,916,076

School District - 484601 Monticello

Exemption Code	Exemption Name	Statutory Authority	Number of Exemptions	Total Equalized Value of Exemptions	Percent of Value Exempted
50000	SYSTEM CODE	STATUTORY AUTH NOT DEFINED	2	505,600	0.07
Total Exemptions Exclusive of System Exemptions:			497	291,163,670	40.84
Total System Exemptions:			2	505,600	0.07
Totals:			499	291,669,270	40.91

Values have been equalized using the Uniform Percentage of Value. The Exempt amounts do not take into consideration, payments in lieu of taxes or other payments for municipal services.

Amount, if any, attributable to payments in lieu of taxes: _____

Equalized Total Assessed Value 2,999,619,882

School District - 484601 Monticello

Exemption Code	Exemption Name	Statutory Authority	Number of Exemptions	Total Equalized Value of Exemptions	Percent of Value Exempted
10100	SPEC DIST USED FOR PURPOSE EST	RPTL 410	1	311,800	0.01
12100	NYS - GENERALLY	RPTL 404(1)	2	36,400	0.00
12350	PUBLIC AUTHORITY - STATE	RPTL 412	2	206,000	0.01
13100	CO - GENERALLY	RPTL 406(1)	4	1,131,604	0.04
13240	CO O/S LIMITS - SEWER OR WATER	RPTL 406(3)	1	260,600	0.01
13350	CITY - GENERALLY	RPTL 406(1)	1	6,562,400	0.22
13500	TOWN - GENERALLY	RPTL 406(1)	25	76,190,602	2.54
13570	TOWN O/S LIMITS - SPECIFIED US	RPTL 406(2)	1	29,200	0.00
13730	VG O/S LIMITS - SPECIFIED USES	RPTL 406(2)	3	391,800	0.01
13740	VG O/S LIMITS - SEWER OR WATER	RPTL 406(3)	9	2,776,000	0.09
13800	SCHOOL DISTRICT	RPTL 408	1	3,600	0.00
13870	SPEC DIST USED FOR PURPOSE EST	RPTL 410	4	1,661,000	0.06
18020	MUNICIPAL INDUSTRIAL DEV AGENC	RPTL 412-a	92	696,259,808	23.21
21600	RES OF CLERGY - RELIG CORP OWN	RPTL 462	2	1,284,800	0.04
25110	NONPROF CORP - RELIG(CONST PRO	RPTL 420-a	53	41,725,500	1.39
25120	NONPROF CORP - EDUCL(CONST PRO	RPTL 420-a	37	93,225,200	3.11
25130	NONPROF CORP - CHAR (CONST PRO	RPTL 420-a	1	1,047,200	0.03
25210	NONPROF CORP - HOSPITAL	RPTL 420-a	2	75,764,000	2.53
25220	NONPROF CORP-CEMETERY	RPTL 420(1)(a)	2	1,600	0.00
25230	NONPROF CORP - MORAL/MENTAL IM	RPTL 420-a	11	6,300,800	0.21
25300	NONPROF CORP - SPECIFIED USES	RPTL 420-b	6	13,956,600	0.47
25900	SYSTEM CODE	STATUTORY AUTH NOT DEFINED	3	615,200	0.02
26400	INC VOLUNTEER FIRE CO OR DEPT	RPTL 464(2)	2	302,200	0.01
27350	PRIVATELY OWNED CEMETERY LAND	RPTL 446	24	874,400	0.03
29700	PROP WITHDRAWN FROM FORECLOSUR	RPTL 1138	5	58,800	0.00
41120	ALT VET EX-WAR PERIOD-NON-COMB	RPTL 458-a	116	1,715,626	0.06
41130	ALT VET EX-WAR PERIOD-COMBAT	RPTL 458-a	69	1,693,360	0.06
41140	ALT VET EX-WAR PERIOD-DISABILI	RPTL 458-a	54	2,312,712	0.08
41300	PARAPLEGIC VETS	RPTL 458(3)	1	342,600	0.01
41400	CLERGY	RPTL 460	3	9,000	0.00
41700	AGRICULTURAL BUILDING	RPTL 483	1	197,200	0.01
41720	AGRICULTURAL DISTRICT	AG-MKTS L 305	4	578,274	0.02
41730	AGRIC LAND-INDIV NOT IN AG DIS	AG MKTS L 306	3	268,406	0.01

Equalized Total Assessed Value 2,999,619,882

School District - 484601 Monticello

Exemption Code	Exemption Name	Statutory Authority	Number of Exemptions	Total Equalized Value of Exemptions	Percent of Value Exempted
41800	PERSONS AGE 65 OR OVER	RPTL 467	29	3,242,380	0.11
41804	PERSONS AGE 65 OR OVER	RPTL 467	21	1,482,258	0.05
41834	ENHANCED STAR	RPTL 425	349	34,173,862	1.14
41854	BASIC STAR 1999-2000	RPTL 425	687	26,408,280	0.88
47460	FOREST LAND CERTD AFTER 8/74	RPTL 480-a	35	6,515,942	0.22
47804	IMPROVEMENT TO PROPERTY PURSUA	RPTL 459-a	1	262,800	0.01
48660	HOUSING DEVELOPMENT FUND CO	P H F I L 577,654-a	4	20,984,800	0.70
49500	SOLAR OR WIND ENERGY SYSTEM	RPTL 487	6	2,007,770	0.07
Total Exemptions Exclusive of System Exemptions:			1,677	1,123,172,384	37.44
Total System Exemptions:			0	0	0.00
Totals:			1,677	1,123,172,384	37.44

Values have been equalized using the Uniform Percentage of Value. The Exempt amounts do not take into consideration, payments in lieu of taxes or other payments for municipal services.

Amount, if any, attributable to payments in lieu of taxes: _____