


Monticello Central School District 2023-2024 Budget Data



May 2023

www.monticelloschools.net

**Monticello Central School District
2023-2024
Proposed Budget**

The budget at a glance:

Revenue: Where does the money come from?

REVENUES		
	Adopted 2022-23	Proposed 2023-24
Charges for services	233,000	200,000
Other	4,659,417	3,926,034
Interest income	15,000	15,000
Medicaid	250,000	250,000
State Aid	45,150,791	49,919,006
Fund balance	575,712	-
Property taxes	43,576,655	43,576,655
Totals	\$94,460,575	\$97,886,695

Expenses: Where the money goes?

EXPENSES		
	Adopted 2022-23	Proposed 2023-24
Employee salaries	40,424,259	41,647,975
Benefits	21,670,825	22,491,679
BOCES	18,019,954	17,707,960
Program Support	7,943,026	8,262,482
Equipment	897,797	950,297
Materials & Supplies	2,375,878	2,713,778
Debt Service	3,128,836	4,112,524
Totals	\$94,460,575	\$97,886,695

**Monticello Central School District
2023-2024 Proposed Budget**

Three Part Budget Breakdown:

Budget component	Adopted budget 2022-2023	Proposed budget 2023-2024	Dollar increase (decrease)	Percentage increase (decrease)
Administrative	\$ 12,039,587	\$ 12,504,022	\$ 464,435	3.86%

The administrative component includes all administrative salaries, benefits and office and program costs for directing and supervising all instructional activities of the district.

Educational Program	\$ 71,547,304	\$ 73,062,567	\$ 1,515,263	2.12%
----------------------------	----------------------	----------------------	---------------------	--------------

The program component includes salaries and benefits for classroom teaching personnel, instructional materials, supplies and services, interscholastic sports, extracurricular programs and transportation.

Capital	\$ 10,873,684	\$ 12,320,106	\$ 1,446,422	13.30%
----------------	----------------------	----------------------	---------------------	---------------

The capital component includes all costs for facility maintenance operations, including salaries and benefits of plant operations staff, supplies, utilities, capital expenditures, debt service and purchase of transportation vehicles.

Total Budget	\$ 94,460,575	\$ 97,886,695	\$ 3,426,120	3.63%
---------------------	----------------------	----------------------	---------------------	--------------

MONTICELLO CENTRAL SCHOOL DISTRICT

4:15:30 pm

State Category (3-Part Budget) Report

Fiscal Year: 2024

State Function	Description	2023-2024 Proposed Budget	2022-2023 Adopted Budget	Dollar Change	Percent Change
Administration					
1010	Board Of Education	59,000.00	61,000.00	-2,000.00	-3.28
1040	District Clerk	53,000.00	40,306.00	12,694.00	31.49
1060	District Meeting	42,640.00	45,890.00	-3,250.00	-7.08
1240	Chief School Administrator	327,491.00	313,051.00	14,440.00	4.61
1310	Business Administration	911,814.00	837,011.00	74,803.00	8.94
1320	Auditing	84,000.00	84,000.00	-	-
1330	Tax Collector	47,500.00	56,500.00	-9,000.00	-15.93
1380	Fiscal Agent Fee	20,000.00	20,000.00	-	-
1420	Legal	260,000.00	250,000.00	10,000.00	4.00
1430	Personnel	249,840.00	338,536.00	-88,696.00	-26.20
1460	Records Management Officer	50,000.00	50,000.00	-	-
1480	Public Information and Services	181,674.00	181,268.00	406.00	0.22
1670	Central Printing & Mailing	55,000.00	-	55,000.00	-
1910	Unallocated Insurance	284,500.00	284,500.00	-	-
1920	School Association Dues	15,000.00	15,000.00	-	-
1950	Assessments on School Property	30,000.00	30,000.00	-	-
1981	BOCES Administrative Costs	1,380,116.00	1,387,546.00	-7,430.00	-0.54
2010	Curriculum Devel and Suprvsn	961,834.00	980,204.00	-18,370.00	-1.87
2020	Supervision-Regular School	3,748,909.00	3,434,689.00	314,220.00	9.15
2070	Inservice Training-Instruction	80,000.00	80,000.00	-	-
2110	Teaching-Regular School	189,600.00	204,700.00	-15,100.00	-7.38
9000	Employee Benefits	3,472,104.00	3,345,386.00	126,718.00	3.79
Total Administration		12,504,022.00	12,039,587.00	464,435.00	3.86%
Capital					
1620	Operation of Plant	3,935,363.00	3,846,971.00	88,392.00	2.30
1621	Maintenance of Plant	2,051,324.00	1,780,882.00	270,442.00	15.19
1930	Judgments and Claims	5,000.00	5,000.00	-	-
1964	Refund on Real Property Taxes	40,000.00	50,000.00	-10,000.00	-20.00
5510	District Transportation Services	600,000.00	550,000.00	50,000.00	9.09
9000	Employee Benefits	1,750,895.00	1,686,995.00	63,900.00	3.79
9711	Serial Bonds-School Construction	412,300.00	409,290.00	3,010.00	0.74
9731	Bond Antic Notes-School Constructor	2,620,175.00	2,047,026.00	573,149.00	28.00
9732	Bond Antic Notes-Bus Purchases	-	-	-	-
9785	Install Purch Debt-State Aided Hardw	647,221.00	397,520.00	249,701.00	62.81
9788	Leases	157,828.00	-	157,828.00	-
9950	Transfer to Capital Fund	100,000.00	100,000.00	-	-
Total Capital		12,320,106.00	10,873,684.00	1,446,422.00	13.30%
Program					
1420	Legal	2,000.00	2,000.00	-	-
1910	Unallocated Insurance	55,000.00	55,000.00	-	-
2070	Inservice Training-Instruction	133,166.00	158,000.00	-24,834.00	-15.72
2110	Teaching-Regular School	22,340,265.00	21,733,963.00	606,302.00	2.79
2250	Prg For Sdnts w/Disabil-Med Elgble	19,793,068.00	19,853,525.00	-60,457.00	-0.30
2280	Occupational Education(Grades 9-12)	2,098,150.00	2,221,000.00	-122,850.00	-5.53
2330	Teaching-Special Schools	424,000.00	424,000.00	-	-
2610	School Library & AV	364,078.00	334,317.00	29,761.00	8.90
2630	Computer Assisted Instruction	2,069,421.00	1,899,790.00	169,631.00	8.93
2805	Attendance-Regular School	146,290.00	143,377.00	2,913.00	2.03
2810	Guidance-Regular School	968,058.00	949,876.00	18,182.00	1.91
2815	Health Svcs-Regular School	582,921.00	597,530.00	-14,609.00	-2.44
2820	Psychological Svcs-Reg Schl	291,528.00	228,487.00	63,041.00	27.59
2825	Social Work Svcs-Regular School	810,945.00	699,880.00	111,065.00	15.87
2830	Pupil Personnel Svcs-Special School:	388,639.00	363,721.00	24,918.00	6.85
2850	Co-Curricular Activ-Reg Schl	224,150.00	230,400.00	-6,250.00	-2.71
2855	Interscholastic Athletics-Reg Schl	800,135.00	685,849.00	114,286.00	16.66
2870	School Store Fund	-	-	-	-
5510	District Transport Svcs-Med Elgble	4,001,709.00	4,028,356.00	-26,647.00	-0.66
5530	Garage Building	90,608.00	90,608.00	-	-
5540	Contract Transportation-Med Elgble	-	-	-	-
7310	Youth Program	-	-	-	-
8070	Census	34,756.00	34,181.00	575.00	1.68
9000	Employee Benefits	17,268,680.00	16,638,444.00	630,236.00	3.79

State Category (3-Part Budget) Report

Fiscal Year: 2024

State Function	Description	2023-2024 Proposed Budget	2022-2023 Adopted Budget	Dollar Change	Percent Change
9901	Transfer to Other Funds	-	-	-	-
9901	Transfer to School Food Service Fund	-	-	-	-
9901	Transfer to Special Aid Fund	175,000.00	175,000.00	-	-
Total Program		73,062,567.00	71,547,304.00	1,515,263.00	2.12%
Report Totals		97,886,695.00	94,460,575.00	3,426,120.00	3.63%

Selection Criteria

Report Title: State Category (3-Part Budget) Report
 Column 1 Value: Proposed Amount
 Column 2 Value: Current Year Initial
 Column 3 Value: None
 Column 4 Value: Dollar
 Column 5 Value: Percent
 Column 6 Value: None
 From Column Value: Current Year Initial
 To Column Value: Proposed Amount
 Sort by: Budget Category / State Function Code
 Printed by LISA FAILLA

ACCOUNT	DESCRIPTION	2023-24 PROPOSED	2022-23 ADOPTED
1010-400-00-0000	PURCH SVC	\$30,000	\$30,000
1010-490-00-0000	BOCES	\$20,000	\$22,000
1010-500-00-0000	GENERAL SUPPLIES	\$9,000	\$9,000
	1010 BOARD OF EDUCATION	\$59,000	\$61,000
1040-100-00-0000	SALARIES	\$52,500	\$39,806
1040-500-00-0000	GENERAL SUPPLIES	\$500	\$500
	1040 DISTRICT CLERK	\$53,000	\$40,306
1060-400-00-0000	PURCH SVC	\$25,140	\$15,000
1060-490-00-0000	BOCES	\$12,500	\$15,750
1060-500-00-0000	GENERAL SUPPLIES	\$5,000	\$15,140
	1060 DISTRICT MEETING	\$42,640	\$45,890
1240-100-00-0000	SALARIES	\$301,241	\$286,801
1240-400-00-0000	PURCH SVC	\$18,250	\$18,250
1240-500-00-0000	GENERAL SUPPLIES	\$8,000	\$8,000
	1240 CHIEF SCHOOL ADMINISTRATOR	\$327,491	\$313,051
1310-100-00-0000	SALARIES	\$479,864	\$419,361
1310-400-00-0000	PURCH SVC	\$23,450	\$23,450
1310-490-00-0000	BOCES	\$403,500	\$389,200
1310-500-00-0000	GENERAL SUPPLIES	\$5,000	\$5,000
	1310 BUSINESS ADMINISTRATION	\$911,814	\$837,011
1320-100-00-0000	SALARIES	\$8,000	\$8,000
1320-400-00-0000	PURCH SVC	\$76,000	\$76,000
	1320 AUDITING	\$84,000	\$84,000
1330-100-00-0000	SALARIES	\$17,000	\$26,000
1330-400-00-0000	PURCH SVC	\$28,000	\$28,000
1330-500-00-0000	GENERAL SUPPLIES	\$2,500	\$2,500
	1330 TAX COLLECTOR	\$47,500	\$56,500
1380-400-00-0000	PURCH SVC	\$20,000	\$20,000
	1380 FISCAL AGENT FEE	\$20,000	\$20,000
1420-400-00-0000	PURCH SVC	\$262,000	\$252,000
	1420 LEGAL	\$262,000	\$252,000
1430-100-00-0000	SALARIES	\$104,790	\$99,438
1430-400-00-0000	PURCH SVC	\$10,150	\$5,000
1430-490-00-0000	BOCES	\$129,000	\$231,848
1430-500-00-0000	GENERAL SUPPLIES	\$5,900	\$2,250
	1430 PERSONNEL	\$249,840	\$338,536
1460-490-00-0000	BOCES	\$50,000	\$50,000
	1460 RECORDS MANAGEMENT OFFICER	\$50,000	\$50,000
1480-100-00-0000	SALARIES	\$90,057	\$85,768
1480-400-00-0000	PURCH SVC	\$25,000	\$25,000
1480-490-00-0000	BOCES	\$66,117	\$70,000
1480-500-00-0000	GENERAL SUPPLIES	\$500	\$500
	1480 PUBLIC INFORMATION AND SVCS	\$181,674	\$181,268

1620-100-00-0000	SALARIES	\$1,877,187	\$1,853,111
1620-400-00-0000	PURCH SVC	\$1,985,260	\$1,917,860
1620-490-00-0000	BOCES	\$62,916	\$66,000
1620-500-00-0000	GENERAL SUPPLIES	\$10,000	\$10,000
	1620 OPERATION OF PLANT	\$3,935,363	\$3,846,971
1621-100-00-0000	SALARIES	\$744,824	\$732,682
1621-200-00-0000	EQUIPMENT	\$140,000	\$140,000
1621-400-00-0000	PURCH SVC	\$369,000	\$244,000
1621-490-00-0000	BOCES	\$30,000	\$34,100
1621-500-00-0000	GENERAL SUPPLIES	\$767,500	\$630,100
	1621 MAINTENANCE OF PLANT	\$2,051,324	\$1,780,882
1670-400-00-0000	PURCH SVC	\$55,000	\$0
	1670 CENTRAL PRINTING & MAILING	\$55,000	\$0
1910-400-00-0000	PURCH SVC	\$339,500	\$339,500
	1910 UNALLOCATED INSURANCE	\$339,500	\$339,500
1920-400-00-0000	PURCH SVC	\$15,000	\$15,000
	1920 SCHOOL ASSOCIATION DUES	\$15,000	\$15,000
1930-400-00-0000	PURCH SVC	\$5,000	\$5,000
	1930 JUDGMENTS AND CLAIMS	\$5,000	\$5,000
1950-400-00-0000	PURCH SVC	\$30,000	\$30,000
	1950 ASSESSMENTS ON SCHOOL PROPERTY	\$30,000	\$30,000
1964-400-00-0000	PURCH SVC	\$40,000	\$50,000
	1964 REFUND ON REAL PROPERTY TAXES	\$40,000	\$50,000
1981-490-00-0000	BOCES	\$1,380,116	\$1,387,546
	1981 BOCES ADMINISTRATIVE COSTS	\$1,380,116	\$1,387,546
2010-100-00-0000	SALARIES	\$721,609	\$738,479
2010-400-00-0000	PURCH SVC	\$33,725	\$33,725
2010-490-00-0000	BOCES	\$203,000	\$208,000
2010-500-00-0000	GENERAL SUPPLIES	\$3,500	\$0
	2010 CURRICULUM DEVEL AND SUPRVSN	\$961,834	\$980,204
2020-100-00-0000	SALARIES	\$3,394,149	\$3,132,939
2020-400-00-0000	PURCH SVC	\$97,900	\$91,800
2020-500-00-0000	GENERAL SUPPLIES	\$256,860	\$209,950
	2020 SUPERVISION-REGULAR SCHOOL	\$3,748,909	\$3,434,689
2070-100-00-0000	SALARIES	\$100,000	\$100,000
2070-400-00-0000	PURCH SVC	\$82,000	\$82,000
2070-490-00-0000	BOCES	\$25,166	\$50,000
2070-500-00-0000	GENERAL SUPPLIES	\$6,000	\$6,000
	2070 INSERVICE TRAINING-INSTRUCTION	\$213,166	\$238,000
2110-100-00-0000	SALARIES	\$19,576,227	\$19,118,173
2110-200-00-0000	EQUIPMENT	\$5,000	\$15,000
2110-400-00-0000	PURCH SVC	\$972,432	\$939,656
2110-490-00-0000	BOCES	\$1,526,277	\$1,465,250
2110-500-00-0000	SUPPLIES	\$449,929	\$400,584
	2110 TEACHING-REGULAR SCHOOL	\$22,529,865	\$21,938,663

2250-100-00-0000	SALARIES	\$6,356,508	\$6,124,131
2250-400-00-0000	PURCH SVC	\$2,618,469	\$2,617,469
2250-490-00-0000	BOCES	\$10,786,091	\$11,079,925
2250-500-00-0000	SUPPLIES	\$32,000	\$32,000
	2250 PRG FOR SDNTS W/DISABIL-MED ELGBLE	\$19,793,068	\$19,853,525
2280-400-00-0000	PURCH SVC	\$9,150	\$0
2280-490-00-0000	BOCES	\$2,080,000	\$2,221,000
2280-500-00-0000	SUPPLIES	\$9,000	\$0
	2280 OCCUPATIONAL EDUCATION	\$2,098,150	\$2,221,000
2330-100-00-0000	SALARIES	\$400,000	\$400,000
2330-400-00-0000	PURCH SVC	\$22,000	\$22,000
2330-500-00-0000	GENERAL SUPPLIES	\$2,000	\$2,000
	2330 TEACHING-SPECIAL SCHOOLS	\$424,000	\$424,000
2610-100-00-0000	SALARIES	\$179,644	\$181,577
2610-400-00-0000	PURCH SVC	\$300	\$300
2610-490-00-0000	BOCES	\$112,335	\$110,335
2610-500-00-0000	GENERAL SUPPLIES	\$71,799	\$42,105
	2610 SCHOOL LIBRARY & AV	\$364,078	\$334,317
2630-100-00-0000	SALARIES	\$793,004	\$825,315
2630-200-00-0000	EQUIPMENT	\$185,297	\$185,297
2630-400-00-0000	PURCH SVC	\$259,178	\$259,178
2630-490-00-0000	BOCES	\$741,942	\$540,000
2630-500-00-0000	GENERAL SUPPLIES	\$90,000	\$90,000
	2630 COMPUTER ASSISTED INSTRUCTION	\$2,069,421	\$1,899,790
2805-100-00-0000	SALARIES	\$145,290	\$142,377
2805-400-00-0000	PURCH SVC	\$1,000	\$1,000
	2805 ATTENDANCE-REGULAR SCHOOL	\$146,290	\$143,377
2810-100-00-0000	SALARIES	\$949,558	\$931,376
2810-400-00-0000	PURCH SVC	\$13,500	\$13,500
2810-500-00-0000	SUPPLIES	\$5,000	\$5,000
	2810 GUIDANCE-REGULAR SCHOOL	\$968,058	\$949,876
2815-100-00-0000	SALARIES	\$500,321	\$517,130
2815-400-00-0000	PURCH SVC	\$68,900	\$68,900
2815-500-00-0000	SUPPLIES	\$13,700	\$11,500
	2815 HEALTH SRVCS-REGULAR SCHOOL	\$582,921	\$597,530
2820-100-00-0000	SALARIES	\$281,228	\$218,187
2820-400-00-0000	PURCH SVC	\$10,000	\$10,000
2820-500-00-0000	GENERAL SUPPLIES	\$300	\$300
	2820 PSYCHOLOGICAL SRVCS-REG SCHL	\$291,528	\$228,487
2825-100-00-0000	SALARIES	\$807,945	\$696,880
2825-400-00-0000	PURCH SVC	\$2,000	\$2,000
2825-500-00-0000	GENERAL SUPPLIES	\$1,000	\$1,000
	2825 SOCIAL WORK SRVCS-REGULAR SCHL	\$810,945	\$699,880
2830-100-00-0000	SALARIES	\$268,539	\$247,121
2830-400-00-0000	PURCH SVC	\$78,900	\$74,400
2830-500-00-0000	SUPPLIES	\$41,200	\$42,200
	2830 PPS-SPECIAL SCHOOLS	\$388,639	\$363,721

2850-100-00-0000	SALARIES	\$180,000	\$180,000
2850-400-00-0000	PURCH SVC	\$44,150	\$50,400
	2850 CO-CURRICULAR ACTIV-REG SCHL	\$224,150	\$230,400
2855-100-00-0000	SALARIES	\$500,185	\$435,588
2855-200-00-0000	EQUIPMENT	\$20,000	\$7,500
2855-400-00-0000	PURCH SVC	\$112,000	\$105,012
2855-490-00-0000	BOCES	\$79,000	\$79,000
2855-500-00-0000	SUPPLIES	\$88,950	\$58,749
	2855 INTERSCHOLASTIC ATHLETICS-REG SCHL	\$800,135	\$685,849
5510-100-00-0000	SALARIES	\$2,783,549	\$2,849,838
5510-200-00-0000	SCHOOL BUS PURCHASE	\$600,000	\$550,000
5510-400-00-0000	PURCH SVC	\$404,520	\$402,018
5510-500-00-0000	GENERAL SUPPLIES	\$813,640	\$776,500
	5510 DISTRICT TRANSPORTATION SERVICES	\$4,601,709	\$4,578,356
5530-400-00-0000	PURCH SVC	\$75,608	\$75,608
5530-500-00-0000	GENERAL SUPPLIES	\$15,000	\$15,000
	5530 GARAGE BUILDING	\$90,608	\$90,608
8070-160-00-0000	SALARIES	\$34,756	\$34,181
	8070 CENSUS	\$34,756	\$34,181
9010-800-00-0000	EMPLOYEES' RETIREMENT	\$1,293,600	\$1,290,522
	9010 STATE RETIREMENT	\$1,293,600	\$1,290,522
9020-800-00-0000	TEACHERS' RETIREMENT	\$3,267,125	\$3,108,519
	9020 TEACHERS' RETIREMENT	\$3,267,125	\$3,108,519
9030-800-00-0000	SOCIAL SECURITY	\$3,271,800	\$3,108,100
	9030 SOCIAL SECURITY	\$3,271,800	\$3,108,100
9040-800-00-0000	WORKERS' COMPENSATION	\$998,855	\$976,240
	9040 WORKERS' COMPENSATION	\$998,855	\$976,240
9050-800-00-0000	UNEMPLOYMENT INSURANCE	\$42,000	\$35,000
	9050 UNEMPLOYMENT INSURANCE	\$42,000	\$35,000
9055-800-00-0000	DISABILITY INSURANCE	\$25,000	\$25,000
	9055 DISABILITY INSURANCE	\$25,000	\$25,000
9060-800-00-0000	HEALTH & DENTAL INSURANCE	\$11,696,219	\$11,230,364
	9060 HOSPITAL, MEDICAL, DENTAL INS	\$11,696,219	\$11,230,364
9070-800-00-0000	UNION WELFARE BENEFITS	\$1,897,080	\$1,897,080
	9070 UNION WELFARE BENEFITS	\$1,897,080	\$1,897,080
9711-600-00-0000	PRINCIPAL PAYMENTS	\$400,000	\$370,000
9711-700-00-0000	INTEREST PAYMENTS	\$12,300	\$39,290
	9711 SERIAL BONDS-SCHOOL CONSTRUCTION	\$412,300	\$409,290
9731-600-00-0000	PRINCIPAL PAYMENTS	\$1,703,164	\$1,130,015
9731-700-00-0000	INTEREST PAYMENTS	\$917,011	\$917,011
	9731 BOND ANTICIPATION NOTES-SCHOOL CONSTRUCTION	\$2,620,175	\$2,047,026
9785-600-00-0000	PRINCIPAL PAYMENTS	\$574,332	\$360,997
9785-700-00-0000	INTEREST PAYMENTS	\$72,889	\$36,523
	9785 INSTALL PURCH DEBT-STATE AIDED HARDWARE	\$647,221	\$397,520

9788-600-00-0000	PRINCIPAL PAYMENTS	\$147,403	\$0
9788-700-00-0000	INTEREST PAYMENTS	\$10,425	\$0
	9788 LEASES	\$157,828	\$0
9901-900-00-0000	TRANSFER TO SPECIAL AID	\$175,000	\$175,000
	9901 TRANSFER TO OTHER FUNDS	\$175,000	\$175,000
9950-900-00-0000	TRANSFER TO CAPITAL FUNDS	\$100,000	\$100,000
	9950 TRANSFER TO CAPITAL FUND	\$100,000	\$100,000
		=====	=====
Total GENERAL FUND		\$97,886,695	\$94,460,575

Property Tax Report Card
591401 - MONTICELLO CSD

2022-2023 - Page 1
Official - as of 04/24/2023 11:22 AM

****Please use Chrome or Firefox browsers when entering the Business Portal to complete the PTRC. Internet Explorer is NOT recommended.****

Note: Some data elements of the Property Tax Report Card have been revised or renamed to more closely follow the Property Tax Cap calculations districts complete on the Office of the State Comptroller website. Please see the Help text above for definitions. Additional guidance on the Property Tax Levy Limit is available on the Office of Educational Management Services website:
<http://www.p12.nysed.gov/mgtserv/propertytax/taxcap/>.

Please also submit an electronic version (PDF or Word) of your school district's 2023-24 Budget Notice to: emscmgt@nysed.gov. This will enable us to help correct any formula or data entry discrepancy quickly.

Notice: The Enacted Budget allows school districts to establish a reserve fund for NYS Teachers' Retirement System Contributions, effective immediately. This reserve, if applicable, should be reported in the Schedule of Reserves under 'Other Reserve' and with a description that says: "To fund employer retirement contributions to the New York State Teachers' Retirement System (TRS.)"

Form Due - April 24, 2023

Form Preparer Name:
 Preparer's Telephone Number:

Shaded Fields Will Calculate	Budgeted 2022-23 (A)	Proposed Budget 2023-24 (B)	Percent Change (C)
Total Budgeted Amount, not including Separate Propositions	94,460,575	97,886,695	3.63 %
A. Proposed Tax Levy to Support the Total Budgeted Amount ¹	43,576,655	43,576,655	
B. Tax Levy to Support Library Debt, if Applicable	0	0	
C. Tax Levy for Non-Excludable Propositions, if Applicable ²	0	0	
D. Total Tax Cap Reserve Amount Used to Reduce Current Year Levy, if Applicable	0	0	
E. Total Proposed School Year Tax Levy (A+B+C-D)	43,576,655	43,576,655	0.00 %
F. Permissible Exclusions to the School Tax Levy Limit	2,831,800	2,755,458	
G. School Tax Levy Limit, <u>Excluding</u> Levy for Permissible Exclusions ³	40,744,775	40,821,197	
H. Total Proposed Tax Levy for School Purposes, <u>Excluding</u> Permissible Exclusions and Levy for Library Debt, Plus Prior Year Tax Cap Reserve (E-B-F+D)	40,744,855	40,821,197	
I. Difference: (G-H);(negative value requires 60.0% voter approval) ²	-80	0	
Public School Enrollment	2,714	2,662	-1.92 %
Consumer Price Index			8.0 %

¹ Include any prior year reserve for excess tax levy, including interest.

² Tax levy associated with educational or transportation services propositions are not eligible for exclusion under the School Tax Levy Limit and may affect voter approval requirements.

³ For 2023-24, includes any carryover from 2022-23 and excludes any tax levy for library debt or prior year reserve for

excess tax levy, including interest.

	Actual 2022-23 (D)	Estimated 2023-24 (E)
Adjusted Restricted Fund Balance	11,689,684	14,189,684
Assigned Appropriated Fund Balance	575,712	0
Adjusted Unrestricted Fund Balance	7,968,130	6,893,675
Adjusted Unrestricted Fund Balance as a Percent of the Total Budget	8.44 %	7.04 %

Schedule of Reserve Funds

Reserve Type	Reserve Name	Reserve Description *	3/31/23 Actual Balance	6/30/23 Estimated Ending Balance	Intended Use of the Reserve in the 2023-24 School Year (Limit 200 Characters)**
--------------	--------------	-----------------------	------------------------	----------------------------------	---

Note: Be sure to click on the Save button at the bottom after each additional Reserve you add under Capital, Property Loss, Liability, or Other Reserve.

Capital	2019 CAPITAL RESERVE	For the cost of any object or purpose for which bonds may be issued.	7,516,032	7,525,000	none
Capital	2015 CAPITAL RESERVE	For the cost of any object or purpose for which bonds may be issued.	4,173,652	4,175,000	none
Repair	REPAIR RESERVE	For the cost of repairs to capital improvements or equipment.	0	0	not established
Workers Compensation	WORKERS COMPENSATION RESERVE	For self-insured Workers Compensation and benefits.	2,034,078	2,035,000	to pay premium
Unemployment Insurance	UNEMPLOYMENT RESERVE	For reimbursement to the State Unemployment Insurance Fund.	276,581	276,581	to pay unemployment claims
Reserve for Tax Reduction	TAX REDUCTION RESERVE	For the gradual use of the proceeds of the sale of school district real property.	0	0	not established
Mandatory Reserve for Debt Service	DEBT SERVICE RESERVE	For proceeds from the sale of district capital assets or improvement, restricted to debt service.	0	0	not established
Insurance	INSURANCE RESERVE	For liability, casualty, and other types of uninsured losses.	0	0	not established

Property Loss	PROPERTY LOSS RESERVE	To cover property loss.	<input type="text" value="0"/>	<input type="text" value="0"/>	not established
Liability + (add)	LIABILITY RESERVE	To cover incurred liability claims.	<input type="text" value="0"/>	<input type="text" value="0"/>	not established
Tax Certiorari	TAX CERTIORARI RESERVE	For tax certiorari settlements.	<input type="text" value="1,097,818"/>	<input type="text" value="1,100,000"/>	to pay prior year claims
Reserve for Insurance Recoveries	INSURANCE RECOVERIES	For unexpended proceeds of insurance recoveries at fiscal year end.	<input type="text" value="0"/>	<input type="text" value="0"/>	not established
Employee Benefit Accrued Liability	EBALR	For accrued 'employee benefits' due to employees upon termination of service.	<input type="text" value="1,014,750"/>	<input type="text" value="1,014,750"/>	to pay retiree separation payments
Retirement Contribution	ERS RESERVE	For employer retirement contributions to the State and Local Employees' Retirement System.	<input type="text" value="1,196,707"/>	<input type="text" value="1,196,707"/>	to pay district contribution to ERS
Reserve for Uncollected Taxes	NOT APPLICABLE	For unpaid taxes due certain city school districts not reimbursed by their city/county until the following fiscal year.	<input type="text" value="0"/>	<input type="text" value="0"/>	not applicable
Single Other Reserve	NONE		<input type="text" value="0"/>	<input type="text" value="0"/>	none

* **NYSED Reserve Guidance:**
http://www.p12.nysed.gov/mgtserv/accounting/docs/reserve_funds.pdf

OSC Reserve Guidance: <http://osc.state.ny.us/localgov/pubs/listacctg.htm#reservefunds>

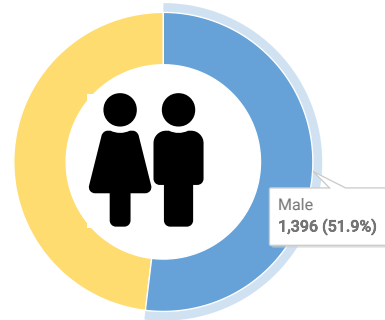
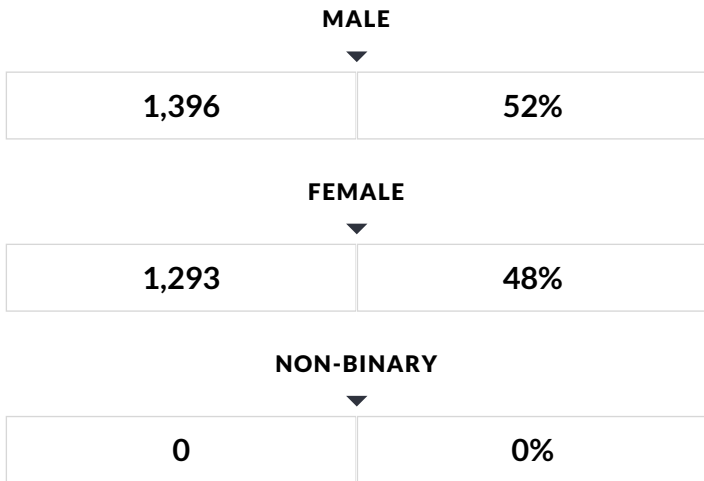
****Provide a brief, but specific, statement of the planned use and appropriation for the reserve in SY 2023-24. Mention any capital expenditures that will need to be voted upon in the upcoming Budget Vote.**

This report provides enrollment counts for schools and districts by various demographic groups for the 2021 - 22 school year. These enrollment data are collected as part of NYSED's Student Information Repository System (SIRS). These counts are as of "BEDS Day" which is typically the first Wednesday in October. For nonpublic school enrollment data please see the Non-Public School Enrollment and Staff information on our Information and Reporting Services webpage.

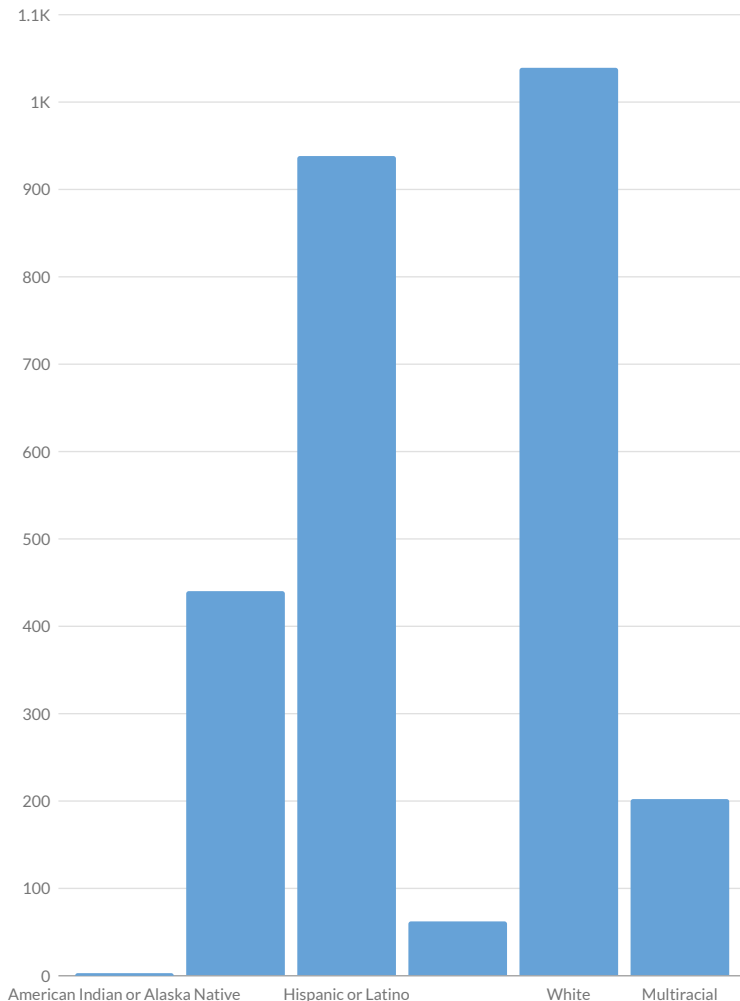
MONTICELLO CSD ENROLLMENT (2021 - 22)

K-12 Enrollment: 2,689

ENROLLMENT I



ENROLLMENT BY ETHNICITY



AMERICAN INDIAN OR ALASKA NATIVE



BLACK OR AFRICAN AMERICAN



HISPANIC OR LATINO



ASIAN OR NATIVE HAWAIIAN/OTHER PACIFIC ISLANDER



WHITE



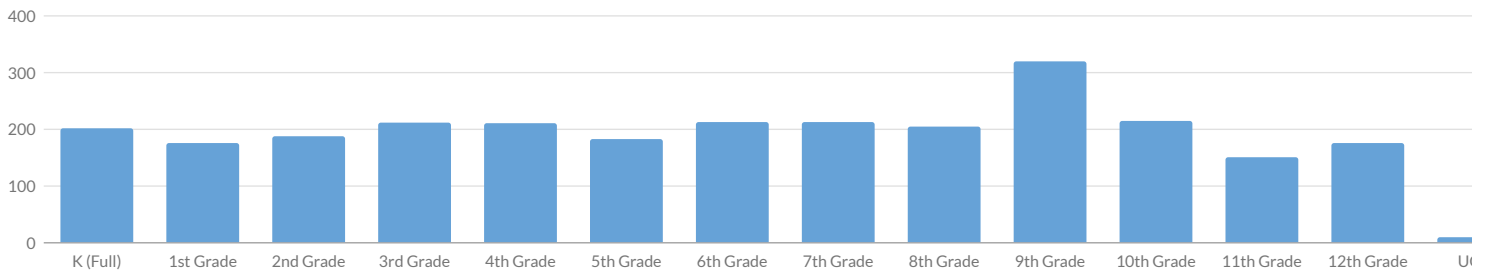
MULTIRACIAL



OTHER GROUPS

ENGLISH LANGUAGE LEARNERS		STUDENTS WITH DISABILITIES		ECONOMICALLY DISADVANTAGED	
163	6%	541	20%	1,817	68%
MIGRANT		HOMELESS		FOSTER CARE	
14	1%	32	1%	15	1%
				PARENT IN ARMED FORCES	
				—	—

ENROLLMENT BY GRADE



K (FULL DAY)		1ST GRADE		2ND GRADE		3RD GRADE	
203	7%	177	6%	189	7%	213	7%
4TH GRADE		5TH GRADE		6TH GRADE		7TH GRADE	
212	7%	184	6%	214	7%	214	7%
8TH GRADE		9TH GRADE		10TH GRADE		11TH GRADE	
206	7%	321	11%	216	8%	152	5%
12TH GRADE		UNGRADED SECONDARY					
177	6%	11	0%				

© COPYRIGHT NEW YORK STATE EDUCATION DEPARTMENT, ALL RIGHTS RESERVED.

THIS DOCUMENT WAS CREATED ON: APRIL 21, 2023, 3:28 PM EST

MONTICELLO CSD - NEW YORK STATE REPORT CARD [2021 - 22]

The New York State Report Card is an important part of the Board of Regents' effort to create educational equity and raise learning outcomes for all students. Knowledge gained from the report card about a school or district can be used to improve instruction and inform services to students. The report card provides information to the public on school/district staff, students, and measures of school and district performance as required by the Every Student Succeeds Act (ESSA). Fundamentally, New York State's ESSA plan is about creating a set of interlocking strategies to promote educational equity by providing support to districts and schools as they work to ensure that every student succeeds. New York State is committed to ensuring that all students succeed and thrive in school no matter who they are, where they live, where they go to school, or where they come from.

2022-23 ACCOUNTABILITY STATUS AND SUPPORT MODEL BASED ON 2021-22 DATA

Due to COVID-19 and changes to New York State accountability and federal reporting requirements, 2022-23 accountability statuses and support models were determined using a modified methodology. For more information, see Understanding the New York State Accountability System under the Every Student Succeeds Act (ESSA) for 2022-23 Accountability Statuses Based on 2021-22 Results.

TARGET DISTRICT

MADE PROGRESS

NO

SECTION 1003 SCHOOL IMPROVEMENT FUNDS (2021-22)

The link below provides a list of all Local Education Agencies and public schools that received section 1003 school improvement funds, including the amount of funds each school received and the types of strategies implemented in each school with such funds.

Section 1003 School Improvement Funds Data (71.63 kilobytes)

For information on the use of Title I School Improvement funds, see:

- 2021-22 Title I SIG 1003 Basic Planning
- 2021-22 Title I School Improvement Grant 1003 Targeted Support Grant
- 2021-22 Title I School Improvement Grant 1003 High School Redesign
- 2021-22 Title I School Improvement Grant 1003 ENHANCED
- 2020-23 NYSIP-PLC Phase III

ELEMENTARY/MIDDLE STATUSES AND SUPPORT MODELS BY SUBGROUP

Subgroup	Status And Support Model	Made Progress
All Students	Comprehensive Support and Improvement	NA
Asian or Native Hawaiian/Other Pacific Islander	Local Support and Improvement District	NA
Black or African American	Targeted Support and Improvement	NA
Hispanic or Latino	Local Support and Improvement: Potential Target District	NA
Multiracial	Local Support and Improvement: Potential Target District	NA
White	Local Support and Improvement: Potential Target District	NA
English Language Learner	Local Support and Improvement District	NA
Students with Disabilities	Local Support and Improvement: Potential Target District	NA
Economically Disadvantaged	Local Support and Improvement: Potential Target District	NA

SECONDARY STATUSES AND SUPPORT MODELS BY SUBGROUP

Subgroup	Status And Support Model	Made Progress
All Students	Local Support and Improvement District	NA
Black or African American	Local Support and Improvement District	NA
Hispanic or Latino	Local Support and Improvement District	NA
Multiracial	Local Support and Improvement District	NA
White	Local Support and Improvement District	NA
English Language Learner	Local Support and Improvement District	NA
Students with Disabilities	Local Support and Improvement District	NA
Economically Disadvantaged	Local Support and Improvement District	NA

© COPYRIGHT NEW YORK STATE EDUCATION DEPARTMENT, ALL RIGHTS RESERVED.

THIS DOCUMENT WAS CREATED ON: APRIL 26, 2023, 1:16 PM EST

Salary: Administrative Compensation Information
591401 - MONTICELLO CSD

2022-2023 - Page 1
Official - as of 04/21/2023 03:42 PM

Form Due May 8, 2023

2023-2024 Salary Threshold =
\$162,000

In response to legislative efforts to encourage greater cost sharing in service provision and local government administration, we now provide a section for districts that share administrative staff to highlight these efforts for the upcoming school year. Each sharing district should identify in the form the other district(s) with which they will be sharing administrative staff for school year 2023-2024.

If you will be sharing a Superintendent, list the other district (or districts) in the text box. If you will be sharing other administrative staff required to be reported, please send an email to EMSCMGTS@nysed.gov indicating the title of the staff persons(s) as well as the other district(s) involved in the cost-sharing.

*The salaries, benefits and other compensation reported in the form should reflect only the financial support or commitment that your district will be making. They should **not** reflect the total amounts budgeted to be paid by all participating districts over the school year.*

Report Estimated Salaries in the Budget for the 2023-2024 School Year

Sections 1608 and 1716 of the Education Law
 (Please read the instructions and definitions before completing this form.)

Title	Salary	Employee Benefits	Other Remuneration
1. Superintendent of Schools	213,968	68,254	

Please list the district or districts with which you will be sharing a superintendent (if applicable):

Associate, Assistant and Deputy Superintendents
 (Example Titles: Associate Superintendent for Instruction, Deputy Superintendent, Assistant Superintendent for Business, etc.)

2.	ASSISTANT SUPERINTENDENT FOR CURRICULUM	179,000	50,649	
3.	ASSISTANT SUPERINTENDENT FOR BUSINESS	182,071	62,624	
4.				
5.				
6.				
7.				
8.				
9.				
10.				
11.				
12.				
13.				
14.				
15.				
16.				
17.				
18.				
19.				
20.				
21.				
22.				
23.				
24.				
25.				
26.				
27.				
28.				
29.				
30.				
31.				
32.				
33.				
34.				
35.				

36. [] []

[] []

Salary: Administrative Compensation Information
591401 - MONTICELLO CSD

2022-2023 - Page 2
Official - as of 04/21/2023 03:42 PM

	Title	Salary	Employee Benefits	Other Remuneration
37.				
38.				
39.				
40.				
41.				
42.				
43.				
44.				
45.				
46.				
47.				
48.				
49.				
50.				
51.				
52.				
53.				
54.				
55.				
56.				
57.				
58.				
59.				
60.				
61.				
62.				
63.				
64.				
65.				
66.				
67.				
68.				
69.				
70.				

Salary: Administrative Compensation Information
591401 - MONTICELLO CSD

2022-2023 Claim Year - Page 3
Official - as of 04/21/2023 03:42 PM

Other Supervisory and Administrative Employees Scheduled to Receive \$162,000 or More in Salary

71.	PRINCIPAL	163,300		
72.				
73.				
74.				
75.				
76.				
77.				
78.				
79.				
80.				
81.				
82.				
83.				
84.				
85.				
86.				
87.				
88.				
89.				
90.				
91.				
92.				

93.		
94.		
95.		
96.		
97.		
98.		
99.		
100.		
101.		
102.		
103.		
104.		
105.		
106.		
107.		
108.		
109.		
110.		
111.		
112.		

Salary: Administrative Compensation Information
591401 - MONTICELLO CSD

2022-2023 Claim Year - Page 4
Official - as of 04/21/2023 03:42 PM

113.		
114.		
115.		
116.		
117.		
118.		
119.		
120.		
121.		
122.		
123.		
124.		
125.		
126.		
127.		
128.		
129.		
130.		
131.		
132.		
133.		
134.		
135.		
136.		
137.		
138.		
139.		
140.		
141.		
142.		
143.		
144.		
145.		
146.		
147.		
148.		
149.		
150.		
151.		
152.		
153.		
154.		
155.		
156.		
157.		

Salary: Administrative Compensation Information 2022-2023 - Page 5
591401 - MONTICELLO CSD Official - as of 04/21/2023 03:42 PM

158.		
159.		
160.		
161.		
162.		
163.		
164.		
165.		
166.		
167.		
168.		
169.		
170.		
171.		
172.		
173.		
174.		
175.		
176.		
177.		
178.		
179.		
180.		
181.		
182.		
183.		
184.		
185.		
186.		
187.		
188.		
189.		
190.		

Equalized Total Assessed Value 4,563,862,055

School District - 484601 Monticello

Exemption Code	Exemption Name	Statutory Authority	Number of Exemptions	Total Equalized Value of Exemptions	Percent of Value Exempted
10100	SPEC DIST USED FOR PURPOSE EST	RPTL 410	7	2,978,048	0.07
12100	NYS - GENERALLY	RPTL 404(1)	21	5,663,735	0.12
12350	PUBLIC AUTHORITY - STATE	RPTL 412	3	283,931	0.01
13100	CO - GENERALLY	RPTL 406(1)	17	119,463,621	2.62
13240	CO O/S LIMITS - SEWER OR WATER	RPTL 406(3)	1	210,161	0.00
13350	CITY - GENERALLY	RPTL 406(1)	1	5,292,258	0.12
13500	TOWN - GENERALLY	RPTL 406(1)	136	68,407,538	1.50
13510	TOWN - CEMETERY LAND	RPTL 446	2	3,517	0.00
13570	TOWN O/S LIMITS - SPECIFIED US	RPTL 406(2)	2	23,709	0.00
13650	VG - GENERALLY	RPTL 406(1)	34	10,613,106	0.23
13730	VG O/S LIMITS - SPECIFIED USES	RPTL 406(2)	3	315,968	0.01
13740	VG O/S LIMITS - SEWER OR WATER	RPTL 406(3)	12	6,788,711	0.15
13800	SCHOOL DISTRICT	RPTL 408	7	34,649,456	0.76
13870	SPEC DIST USED FOR PURPOSE EST	RPTL 410	18	4,559,038	0.10
13890	PUBLIC AUTHORITY - LOCAL	RPTL 412	2	4,237,742	0.09
14110	USA - SPECIFIED USES	STATE L 54	2	1,499,504	0.03
18020	MUNICIPAL INDUSTRIAL DEV AGENC	RPTL 412-a	126	623,086,566	13.65
21600	RES OF CLERGY - RELIG CORP OWN	RPTL 462	4	1,238,548	0.03
25110	NONPROF CORP - RELIG(CONST PRO	RPTL 420-a	106	56,687,695	1.24
25120	NONPROF CORP - EDUCL(CONST PRC	RPTL 420-a	66	92,677,069	2.03
25130	NONPROF CORP - CHAR (CONST PRO	RPTL 420-a	11	7,392,581	0.16
25210	NONPROF CORP - HOSPITAL	RPTL 420-a	2	61,100,000	1.34
25220	NONPROF CORP-CEMETERY	RPTL 420(1)(a)	3	87,005	0.00
25230	NONPROF CORP - MORAL/MENTAL IM	RPTL 420-a	26	12,312,180	0.27
25300	NONPROF CORP - SPECIFIED USES	RPTL 420-b	12	12,144,362	0.27
25900	SYSTEM CODE	STATUTORY AUTH NOT DEFINED	23	2,466,129	0.05
26100	VETERANS ORGANIZATION	RPTL 452	4	703,956	0.02
26400	INC VOLUNTEER FIRE CO OR DEPT	RPTL 464(2)	2	243,710	0.01
27350	PRIVATELY OWNED CEMETERY LAND	RPTL 446	40	1,236,694	0.03
28120	NOT-FOR-PROFIT HOUSING CO	RPTL 422	1	817,097	0.02
29700	PROP WITHDRAWN FROM FORECLOS	RPTL 1138	8	536,135	0.01
41120	ALT VET EX-WAR PERIOD-NON-COMB	RPTL 458-a	268	3,763,649	0.08
41130	ALT VET EX-WAR PERIOD-COMBAT	RPTL 458-a	182	4,286,387	0.09

Equalized Total Assessed Value 4,563,862,055

School District - 484601 Monticello

Exemption Code	Exemption Name	Statutory Authority	Number of Exemptions	Total Equalized Value of Exemptions	Percent of Value Exempted
11134	ALT VET EX-WAR PERIOD-COMBAT	RPTL 458-a	1	25,934	0.00
11140	ALT VET EX-WAR PERIOD-DISABILI	RPTL 458-a	131	4,937,134	0.11
11144	ALT VET EX-WAR PERIOD-DISABILI	RPTL 458-a	1	17,780	0.00
11300	PARAPLEGIC VETS	RPTL 458(3)	1	276,290	0.01
11400	CLERGY	RPTL 460	6	15,077	0.00
11700	AGRICULTURAL BUILDING	RPTL 483	2	214,499	0.00
11720	AGRICULTURAL DISTRICT	AG-MKTS L 305	38	2,232,890	0.05
11730	AGRIC LAND-INDIV NOT IN AG DIS	AG MKTS L 306	9	1,191,936	0.03
11800	PERSONS AGE 65 OR OVER	RPTL 467	89	6,512,181	0.14
11804	PERSONS AGE 65 OR OVER	RPTL 467	80	4,115,866	0.09
11834	ENHANCED STAR	RPTL 425	832	70,039,357	1.53
11854	BASIC STAR 1999-2000	RPTL 425	1,727	61,641,965	1.35
12100	SILOS, MANURE STORAGE TANKS,	RPTL 483-a	2	57,593	0.00
12120	TEMPORARY GREENHOUSES	RPTL 483-c	1	99,404	0.00
17100	Mass Telecomm Ceiling	RPTL S499-qqqq	4	785,708	0.02
17460	FOREST LAND CERTD AFTER 8/74	RPTL 480-a	218	35,930,780	0.79
17610	BUSINESS INVESTMENT PROPERTY P	RPTL 485-b	10	360,496	0.01
17804	IMPROVEMENT TO PROPERTY PURSL	RPTL 459-a	1	211,935	0.00
18660	HOUSING DEVELOPMENT FUND CO	P H F I L 577,654-a	5	22,515,323	0.49
18670	REDEVELOPMENT HOUSING CO	P H F I L 125 & 127	2	3,665,360	0.08
19500	SOLAR OR WIND ENERGY SYSTEM	RPTL 487	24	7,658,057	0.17
50000	SYSTEM CODE	STATUTORY AUTH NOT DEFINED	3	407,742	0.01
Total Exemptions Exclusive of System Exemptions:			4,336	1,368,275,371	29.98
Total System Exemptions:			3	407,742	0.01
Totals:			4,339	1,368,683,113	29.99

Values have been equalized using the Uniform Percentage of Value. The Exempt amounts do not take into consideration, payments in lieu of taxes or other payments for municipal services.

Amount, if any, attributable to payments in lieu of taxes: _____

Equalized Total Assessed Value 825,557,223

School District - 484601 Monticello

Exemption Code	Exemption Name	Statutory Authority	Number of Exemptions	Total Equalized Value of Exemptions	Percent of Value Exempted
10100	SPEC DIST USED FOR PURPOSE EST	RPTL 410	4	2,526,839	0.31
12100	NYS - GENERALLY	RPTL 404(1)	1	286,879	0.03
13100	CO - GENERALLY	RPTL 406(1)	2	85,487	0.01
13500	TOWN - GENERALLY	RPTL 406(1)	94	5,508,322	0.67
13800	SCHOOL DISTRICT	RPTL 408	1	2,922,266	0.35
13870	SPEC DIST USED FOR PURPOSE EST	RPTL 410	1	386,083	0.05
18020	MUNICIPAL INDUSTRIAL DEV AGENC	RPTL 412-a	19	48,529,303	5.88
25110	NONPROF CORP - RELIG(CONST PRO	RPTL 420-a	21	9,020,677	1.09
25120	NONPROF CORP - EDUCL(CONST PRO	RPTL 420-a	4	3,283,498	0.40
25230	NONPROF CORP - MORAL/MENTAL IM	RPTL 420-a	1	418,290	0.05
25300	NONPROF CORP - SPECIFIED USES	RPTL 420-b	2	367,992	0.04
27350	PRIVATELY OWNED CEMETERY LAND	RPTL 446	5	200,796	0.02
41120	ALT VET EX-WAR PERIOD-NON-COMB	RPTL 458-a	50	680,488	0.08
41130	ALT VET EX-WAR PERIOD-COMBAT	RPTL 458-a	28	633,310	0.08
41140	ALT VET EX-WAR PERIOD-DISABILI	RPTL 458-a	20	686,886	0.08
41400	CLERGY	RPTL 460	1	2,982	0.00
41700	AGRICULTURAL BUILDING	RPTL 483	1	55,467	0.01
41720	AGRICULTURAL DISTRICT	AG-MKTS L 305	29	1,795,089	0.22
41730	AGRIC LAND-INDIV NOT IN AG DIS	AG MKTS L 306	1	34,362	0.00
41800	PERSONS AGE 65 OR OVER	RPTL 467	18	1,268,002	0.15
41804	PERSONS AGE 65 OR OVER	RPTL 467	21	1,039,366	0.13
41834	ENHANCED STAR	RPTL 425	159	12,950,392	1.57
41854	BASIC STAR 1999-2000	RPTL 425	247	8,544,224	1.03
42100	SILOS, MANURE STORAGE TANKS,	RPTL 483-a	2	57,593	0.01
42120	TEMPORARY GREENHOUSES	RPTL 483-c	1	99,404	0.01
47460	FOREST LAND CERTD AFTER 8/74	RPTL 480-a	147	18,258,715	2.21
47610	BUSINESS INVESTMENT PROPERTY P	RPTL 485-b	6	28,851	0.00

NYS - Real Property System
 County of Sullivan
 Town of Bethel
 SWIS Code - 482000

Assessor's Report - 2022 - Prior Year File
 S495 Exemption Impact Report
 School Detail Report

RPS221/V04/L001
 Date/Time - 4/21/2023 16:01:23
 Total Assessed Value 415,255,283
 Uniform Percentage 50.30

Equalized Total Assessed Value 825,557,223

School District - 484601 Monticello

Exemption Code	Exemption Name	Statutory Authority	Number of Exemptions	Total Equalized Value of Exemptions	Percent of Value Exempted
49500	SOLAR OR WIND ENERGY SYSTEM	RPTL 487	8	4,196,343	0.51
Total Exemptions Exclusive of System Exemptions:			894	123,867,906	15.00
Total System Exemptions:			0	0	0.00
Totals:			894	123,867,906	15.00

Values have been equalized using the Uniform Percentage of Value. The Exempt amounts do not take into consideration, payments in lieu of taxes or other payments for municipal services.

Amount, if any, attributable to payments in lieu of taxes: _____

Equalized Total Assessed Value 34,492,898

School District - 484601 Monticello

Exemption Code	Exemption Name	Statutory Authority	Number of Exemptions	Total Equalized Value of Exemptions	Percent of Value Exempted
18020	MUNICIPAL INDUSTRIAL DEV AGENC	RPTL 412-a	1	1,314,657	3.81
25110	NONPROF CORP - RELIG(CONST PRO	RPTL 420-a	3	378,978	1.10
25120	NONPROF CORP - EDUCL(CONST PRO	RPTL 420-a	3	612,281	1.78
41800	PERSONS AGE 65 OR OVER	RPTL 467	1	45,383	0.13
41834	ENHANCED STAR	RPTL 425	1	88,458	0.26
41854	BASIC STAR 1999-2000	RPTL 425	3	106,299	0.31
47460	FOREST LAND CERTD AFTER 8/74	RPTL 480-a	1	115,986	0.34
Total Exemptions Exclusive of System Exemptions:			13	2,662,042	7.72
Total System Exemptions:			0	0	0.00
Totals:			13	2,662,042	7.72

Values have been equalized using the Uniform Percentage of Value. The Exempt amounts do not take into consideration, payments in lieu of taxes or other payments for municipal services.

Amount, if any, attributable to payments in lieu of taxes: _____

Equalized Total Assessed Value 246,509,961

School District - 484601 Monticello

Exemption Code	Exemption Name	Statutory Authority	Number of Exemptions	Total Equalized Value of Exemptions	Percent of Value Exempted
12100	NYS - GENERALLY	RPTL 404(1)	6	2,880,456	1.17
13500	TOWN - GENERALLY	RPTL 406(1)	4	574,495	0.23
13870	SPEC DIST USED FOR PURPOSE EST	RPTL 410	1	278,409	0.11
18020	MUNICIPAL INDUSTRIAL DEV AGENC	RPTL 412-a	9	4,907,480	1.99
25120	NONPROF CORP - EDUCL(CONST PRO	RPTL 420-a	9	5,518,863	2.24
27350	PRIVATELY OWNED CEMETERY LAND	RPTL 446	3	34,886	0.01
29700	PROP WITHDRAWN FROM FORECLOSUR	RPTL 1138	1	397,727	0.16
41120	ALT VET EX-WAR PERIOD-NON-COMB	RPTL 458-a	13	177,268	0.07
41130	ALT VET EX-WAR PERIOD-COMBAT	RPTL 458-a	16	363,632	0.15
41140	ALT VET EX-WAR PERIOD-DISABILI	RPTL 458-a	14	440,288	0.18
41720	AGRICULTURAL DISTRICT	AG-MKTS L 305	5	236,889	0.10
41730	AGRIC LAND-INDIV NOT IN AG DIS	AG MKTS L 306	3	485,215	0.20
41800	PERSONS AGE 65 OR OVER	RPTL 467	2	124,773	0.05
41834	ENHANCED STAR	RPTL 425	31	2,541,942	1.03
41854	BASIC STAR 1999-2000	RPTL 425	87	2,958,871	1.20
47460	FOREST LAND CERTD AFTER 8/74	RPTL 480-a	23	11,098,482	4.50
49500	SOLAR OR WIND ENERGY SYSTEM	RPTL 487	1	15,795	0.01
Total Exemptions Exclusive of System Exemptions:			228	33,035,471	13.40
Total System Exemptions:			0	0	0.00
Totals:			228	33,035,471	13.40

Values have been equalized using the Uniform Percentage of Value. The Exempt amounts do not take into consideration, payments in lieu of taxes or other payments for municipal services.

Amount, if any, attributable to payments in lieu of taxes: _____

Equalized Total Assessed Value 115,652,530

School District - 484601 Monticello

Exemption Code	Exemption Name	Statutory Authority	Number of Exemptions	Total Equalized Value of Exemptions	Percent of Value Exempted
10100	SPEC DIST USED FOR PURPOSE EST	RPTL 410	3	451,209	0.39
13100	CO - GENERALLY	RPTL 406(1)	1	21,978	0.02
13500	TOWN - GENERALLY	RPTL 406(1)	7	255,166	0.22
13650	VG - GENERALLY	RPTL 406(1)	8	1,321,979	1.14
13800	SCHOOL DISTRICT	RPTL 408	1	5,394,286	4.66
14110	USA - SPECIFIED USES	STATE L 54	1	696,923	0.60
25110	NONPROF CORP - RELIG(CONST PRO	RPTL 420-a	1	252,747	0.22
25120	NONPROF CORP - EDUCL(CONST PRO	RPTL 420-a	4	1,486,373	1.29
25230	NONPROF CORP - MORAL/MENTAL IM	RPTL 420-a	2	2,403,956	2.08
25300	NONPROF CORP - SPECIFIED USES	RPTL 420-b	2	223,516	0.19
26100	VETERANS ORGANIZATION	RPTL 452	1	264,835	0.23
27350	PRIVATELY OWNED CEMETERY LAND	RPTL 446	4	21,978	0.02
41120	ALT VET EX-WAR PERIOD-NON-COMB	RPTL 458-a	14	217,840	0.19
41130	ALT VET EX-WAR PERIOD-COMBAT	RPTL 458-a	19	492,746	0.43
41140	ALT VET EX-WAR PERIOD-DISABILI	RPTL 458-a	13	566,416	0.49
41720	AGRICULTURAL DISTRICT	AG-MKTS L 305	1	56,251	0.05
41800	PERSONS AGE 65 OR OVER	RPTL 467	2	190,549	0.16
41804	PERSONS AGE 65 OR OVER	RPTL 467	7	328,079	0.28
41834	ENHANCED STAR	RPTL 425	62	5,974,077	5.17
41854	BASIC STAR 1999-2000	RPTL 425	103	4,006,803	3.46
47100	Mass Telecomm Ceiling	RPTL S499-qqqq	1	45,435	0.04
48670	REDEVELOPMENT HOUSING CO	P H F I L 125 & 127	1	1,989,231	1.72
49500	SOLAR OR WIND ENERGY SYSTEM	RPTL 487	3	129,232	0.11

NYS - Real Property System
 County of Sullivan
 Town of Mamakating - 4840
 Village of Wurtsboro
 SWIS Code - 484003

Assessor's Report - 2022 - Prior Year File
 S495 Exemption Impact Report
 School Detail Report

RPS221/V04/L001
 Date/Time - 4/21/2023 16:01:23
 Total Assessed Value 52,621,901
 Uniform Percentage 45.50

Equalized Total Assessed Value 115,652,530

School District - 484601 Monticello

Exemption Code	Exemption Name	Statutory Authority	Number of Exemptions	Total Equalized Value of Exemptions	Percent of Value Exempted
50000	SYSTEM CODE	STATUTORY AUTH NOT DEFINED	1	0	0.00
Total Exemptions Exclusive of System Exemptions:			261	26,791,605	23.17
Total System Exemptions:			1	0	0.00
Totals:			262	26,791,605	23.17

Values have been equalized using the Uniform Percentage of Value. The Exempt amounts do not take into consideration, payments in lieu of taxes or other payments for municipal services.

Amount, if any, attributable to payments in lieu of taxes: _____

Equalized Total Assessed Value 361,433,842

School District - 484601 Monticello

Exemption Code	Exemption Name	Statutory Authority	Number of Exemptions	Total Equalized Value of Exemptions	Percent of Value Exempted
12100	NYS - GENERALLY	RPTL 404(1)	9	610,109	0.17
12350	PUBLIC AUTHORITY - STATE	RPTL 412	1	117,802	0.03
13100	CO - GENERALLY	RPTL 406(1)	2	334,945	0.09
13500	TOWN - GENERALLY	RPTL 406(1)	5	51,649	0.01
13510	TOWN - CEMETERY LAND	RPTL 446	2	3,517	0.00
13870	SPEC DIST USED FOR PURPOSE EST	RPTL 410	13	2,583,740	0.71
25110	NONPROF CORP - RELIG(CONST PRO	RPTL 420-a	2	207,472	0.06
25120	NONPROF CORP - EDUCL(CONST PRO	RPTL 420-a	5	423,957	0.12
25220	NONPROF CORP-CEMETERY	RPTL 420(1)(a)	1	85,714	0.02
25230	NONPROF CORP - MORAL/MENTAL IM	RPTL 420-a	1	296,703	0.08
25300	NONPROF CORP - SPECIFIED USES	RPTL 420-b	1	167,692	0.05
26100	VETERANS ORGANIZATION	RPTL 452	3	439,121	0.12
29700	PROP WITHDRAWN FROM FORECLOSUR	RPTL 1138	2	90,989	0.03
41120	ALT VET EX-WAR PERIOD-NON-COMB	RPTL 458-a	39	603,841	0.17
41130	ALT VET EX-WAR PERIOD-COMBAT	RPTL 458-a	32	817,361	0.23
41134	ALT VET EX-WAR PERIOD-COMBAT	RPTL 458-a	1	25,934	0.01
41140	ALT VET EX-WAR PERIOD-DISABILI	RPTL 458-a	18	664,844	0.18
41144	ALT VET EX-WAR PERIOD-DISABILI	RPTL 458-a	1	17,780	0.00
41720	AGRICULTURAL DISTRICT	AG-MKTS L 305	1	72,967	0.02
41800	PERSONS AGE 65 OR OVER	RPTL 467	17	1,328,977	0.37
41804	PERSONS AGE 65 OR OVER	RPTL 467	12	678,273	0.19
41834	ENHANCED STAR	RPTL 425	107	9,700,615	2.68
41854	BASIC STAR 1999-2000	RPTL 425	298	11,592,498	3.21
47100	Mass Telecomm Ceiling	RPTL S499-qqqq	2	371,312	0.10
47460	FOREST LAND CERTD AFTER 8/74	RPTL 480-a	12	1,202,802	0.33

NYS - Real Property System
 County of Sullivan
 Town of Mamakating
 SWIS Code - 484089

Assessor's Report - 2022 - Prior Year File
 S495 Exemption Impact Report
 School Detail Report

RPS221/V04/L001
 Date/Time - 4/21/2023 16:01:23
 Total Assessed Value 164,452,398
 Uniform Percentage 45.50

Equalized Total Assessed Value 361,433,842

School District - 484601 Monticello

Exemption Code	Exemption Name	Statutory Authority	Number of Exemptions	Total Equalized Value of Exemptions	Percent of Value Exempted
49500	SOLAR OR WIND ENERGY SYSTEM	RPTL 487	6	263,516	0.07
Total Exemptions Exclusive of System Exemptions:			593	32,754,130	9.06
Total System Exemptions:			0	0	0.00
Totals:			593	32,754,130	9.06

Values have been equalized using the Uniform Percentage of Value. The Exempt amounts do not take into consideration, payments in lieu of taxes or other payments for municipal services.

Amount, if any, attributable to payments in lieu of taxes: _____

NYS - Real Property System
 County of Sullivan
 Town of Thompson - 4846
 Village of Monticello
 SWIS Code - 484601

Assessor's Report - 2022 - Prior Year File
 S495 Exemption Impact Report
 School Detail Report

RPS221/V04/L001
 Date/Time - 4/21/2023 16:01:23
 Total Assessed Value 356,807,949
 Uniform Percentage 62.00

Equalized Total Assessed Value 575,496,692

School District - 484601 Monticello

Exemption Code	Exemption Name	Statutory Authority	Number of Exemptions	Total Equalized Value of Exemptions	Percent of Value Exempted
12100	NYS - GENERALLY	RPTL 404(1)	3	1,856,936	0.32
13100	CO - GENERALLY	RPTL 406(1)	8	118,108,630	20.52
13500	TOWN - GENERALLY	RPTL 406(1)	1	322,581	0.06
13650	VG - GENERALLY	RPTL 406(1)	26	9,291,127	1.61
13740	VG O/S LIMITS - SEWER OR WATER	RPTL 406(3)	3	4,550,000	0.79
13800	SCHOOL DISTRICT	RPTL 408	5	26,332,904	4.58
13890	PUBLIC AUTHORITY - LOCAL	RPTL 412	2	4,237,742	0.74
14110	USA - SPECIFIED USES	STATE L 54	1	802,581	0.14
18020	MUNICIPAL INDUSTRIAL DEV AGENC	RPTL 412-a	5	8,115,162	1.41
21600	RES OF CLERGY - RELIG CORP OWN	RPTL 462	2	202,419	0.04
25110	NONPROF CORP - RELIG(CONST PRO	RPTL 420-a	30	15,107,740	2.63
25120	NONPROF CORP - EDUCL(CONST PRO	RPTL 420-a	4	6,170,484	1.07
25130	NONPROF CORP - CHAR (CONST PRO	RPTL 420-a	10	6,548,065	1.14
25230	NONPROF CORP - MORAL/MENTAL IM	RPTL 420-a	11	4,111,938	0.71
25300	NONPROF CORP - SPECIFIED USES	RPTL 420-b	1	129,839	0.02
25900	SYSTEM CODE	STATUTORY AUTH NOT DEFINED	22	2,460,806	0.43
27350	PRIVATELY OWNED CEMETERY LAND	RPTL 446	4	273,871	0.05
28120	NOT-FOR-PROFIT HOUSING CO	RPTL 422	1	817,097	0.14
41120	ALT VET EX-WAR PERIOD-NON-COMB	RPTL 458-a	26	349,119	0.06
41130	ALT VET EX-WAR PERIOD-COMBAT	RPTL 458-a	17	389,277	0.07
41140	ALT VET EX-WAR PERIOD-DISABILI	RPTL 458-a	12	502,677	0.09
41400	CLERGY	RPTL 460	2	4,838	0.00
41800	PERSONS AGE 65 OR OVER	RPTL 467	22	1,291,436	0.22
41804	PERSONS AGE 65 OR OVER	RPTL 467	5	140,346	0.02
41834	ENHANCED STAR	RPTL 425	111	8,717,623	1.51
41854	BASIC STAR 1999-2000	RPTL 425	195	6,774,653	1.18
47610	BUSINESS INVESTMENT PROPERTY P	RPTL 485-b	2	206,451	0.04
48660	HOUSING DEVELOPMENT FUND CO	P H F I L 577,654-a	1	5,592,097	0.97
48670	REDEVELOPMENT HOUSING CO	P H F I L 125 & 127	1	1,676,129	0.29

NYS - Real Property System
 County of Sullivan
 Town of Thompson - 4846
 Village of Monticello
 SWIS Code - 484601

Assessor's Report - 2022 - Prior Year File
 S495 Exemption Impact Report
 School Detail Report

RPS221/V04/L001
 Date/Time - 4/21/2023 16:01:23
 Total Assessed Value 356,807,949
 Uniform Percentage 62.00

Equalized Total Assessed Value 575,496,692

School District - 484601 Monticello

Exemption Code	Exemption Name	Statutory Authority	Number of Exemptions	Total Equalized Value of Exemptions	Percent of Value Exempted
50000	SYSTEM CODE	STATUTORY AUTH NOT DEFINED	2	407,742	0.07
Total Exemptions Exclusive of System Exemptions:			533	235,084,568	40.85
Total System Exemptions:			2	407,742	0.07
Totals:			535	235,492,310	40.92

Values have been equalized using the Uniform Percentage of Value. The Exempt amounts do not take into consideration, payments in lieu of taxes or other payments for municipal services.

Amount, if any, attributable to payments in lieu of taxes: _____

Equalized Total Assessed Value 2,404,718,910

School District - 484601 Monticello

Exemption Code	Exemption Name	Statutory Authority	Number of Exemptions	Total Equalized Value of Exemptions	Percent of Value Exempted
12100	NYS - GENERALLY	RPTL 404(1)	2	29,355	0.00
12350	PUBLIC AUTHORITY - STATE	RPTL 412	2	166,129	0.01
13100	CO - GENERALLY	RPTL 406(1)	4	912,581	0.04
13240	CO O/S LIMITS - SEWER OR WATER	RPTL 406(3)	1	210,161	0.01
13350	CITY - GENERALLY	RPTL 406(1)	1	5,292,258	0.22
13500	TOWN - GENERALLY	RPTL 406(1)	25	61,695,325	2.57
13570	TOWN O/S LIMITS - SPECIFIED US	RPTL 406(2)	2	23,709	0.00
13730	VG O/S LIMITS - SPECIFIED USES	RPTL 406(2)	3	315,968	0.01
13740	VG O/S LIMITS - SEWER OR WATER	RPTL 406(3)	9	2,238,711	0.09
13870	SPEC DIST USED FOR PURPOSE EST	RPTL 410	3	1,310,806	0.05
18020	MUNICIPAL INDUSTRIAL DEV AGENC	RPTL 412-a	92	560,219,964	23.30
21600	RES OF CLERGY - RELIG CORP OWN	RPTL 462	2	1,036,129	0.04
25110	NONPROF CORP - RELIG(CONST PRO	RPTL 420-a	49	31,720,081	1.32
25120	NONPROF CORP - EDUCL(CONST PRO	RPTL 420-a	37	75,181,613	3.13
25130	NONPROF CORP - CHAR (CONST PRO	RPTL 420-a	1	844,516	0.04
25210	NONPROF CORP - HOSPITAL	RPTL 420-a	2	61,100,000	2.54
25220	NONPROF CORP-CEMETERY	RPTL 420(1)(a)	2	1,291	0.00
25230	NONPROF CORP - MORAL/MENTAL IM	RPTL 420-a	11	5,081,293	0.21
25300	NONPROF CORP - SPECIFIED USES	RPTL 420-b	6	11,255,323	0.47
25900	SYSTEM CODE	STATUTORY AUTH NOT DEFINED	1	5,323	0.00
26400	INC VOLUNTEER FIRE CO OR DEPT	RPTL 464(2)	2	243,710	0.01
27350	PRIVATELY OWNED CEMETERY LAND	RPTL 446	24	705,163	0.03
29700	PROP WITHDRAWN FROM FORECLOSUR	RPTL 1138	5	47,419	0.00
41120	ALT VET EX-WAR PERIOD-NON-COMB	RPTL 458-a	126	1,735,093	0.07
41130	ALT VET EX-WAR PERIOD-COMBAT	RPTL 458-a	70	1,590,061	0.07
41140	ALT VET EX-WAR PERIOD-DISABILI	RPTL 458-a	54	2,076,023	0.09
41300	PARAPLEGIC VETS	RPTL 458(3)	1	276,290	0.01
41400	CLERGY	RPTL 460	3	7,257	0.00
41700	AGRICULTURAL BUILDING	RPTL 483	1	159,032	0.01
41720	AGRICULTURAL DISTRICT	AG-MKTS L 305	2	71,694	0.00
41730	AGRIC LAND-INDIV NOT IN AG DIS	AG MKTS L 306	5	672,359	0.03
41800	PERSONS AGE 65 OR OVER	RPTL 467	27	2,263,061	0.09
41804	PERSONS AGE 65 OR OVER	RPTL 467	35	1,929,802	0.08

Equalized Total Assessed Value 2,404,718,910

School District - 484601 Monticello

Exemption Code	Exemption Name	Statutory Authority	Number of Exemptions	Total Equalized Value of Exemptions	Percent of Value Exempted
41834	ENHANCED STAR	RPTL 425	361	30,066,250	1.25
41854	BASIC STAR 1999-2000	RPTL 425	794	27,658,617	1.15
47100	Mass Telecomm Ceiling	RPTL S499-qqqq	1	368,961	0.02
47460	FOREST LAND CERTD AFTER 8/74	RPTL 480-a	35	5,254,795	0.22
47610	BUSINESS INVESTMENT PROPERTY P	RPTL 485-b	2	125,194	0.01
47804	IMPROVEMENT TO PROPERTY PURSUA	RPTL 459-a	1	211,935	0.01
48660	HOUSING DEVELOPMENT FUND CO	P H F I L 577,654-a	4	16,923,226	0.70
49500	SOLAR OR WIND ENERGY SYSTEM	RPTL 487	6	3,053,171	0.13
Total Exemptions Exclusive of System Exemptions:			1,814	914,079,649	38.01
Total System Exemptions:			0	0	0.00
Totals:			1,814	914,079,649	38.01

Values have been equalized using the Uniform Percentage of Value. The Exempt amounts do not take into consideration, payments in lieu of taxes or other payments for municipal services.

Amount, if any, attributable to payments in lieu of taxes: _____