



Panther Tales

Coasting Down the Hill

Frosty is the morning;
But the sun is bright,
Flooding all the landscape
With its golden light.
Hark the sounds of laughter
And the voices shrill!

See the happy children
Coasting down the hill.
There are Tom and Charley,
And their sister Nell;
There are John and Willie,
Kate and Isabel -


Eyes with pleasure beaming,
Cheeks with health aglow;
Bless the merry children,
Trudging through the snow!
Now I hear them shouting,
"Ready! Clear the track!"

Down the slope they're rushing,
Now they're trotting back.
Full of fun and frolic,
Thus they come and go.
Coasting down the hillside,
Trudging through the snow.

Happy
Holidays!

KAT





The Experienced Help A New Generation at K.L.R.

By Yachara Ross and Anil Budhram

We remember when we were in kindergarten going on the bus for the first time. But at that time, we didn't have any bus helpers. But now there are, and we are two of them.

During the month of September, some fourth and fifth graders teamed up to help the little kindergarten students in K.L.R.

Each day, the fourth and fifth grade helpers would pack up at 2:50 p.m. and head down by groups. They would line up with their students to help take them to their individual buses.


There were also outside helpers who held signs with the bus numbers on them. This helped the kindergarteners memorize their bus numbers. Many memorized, but some forgot.

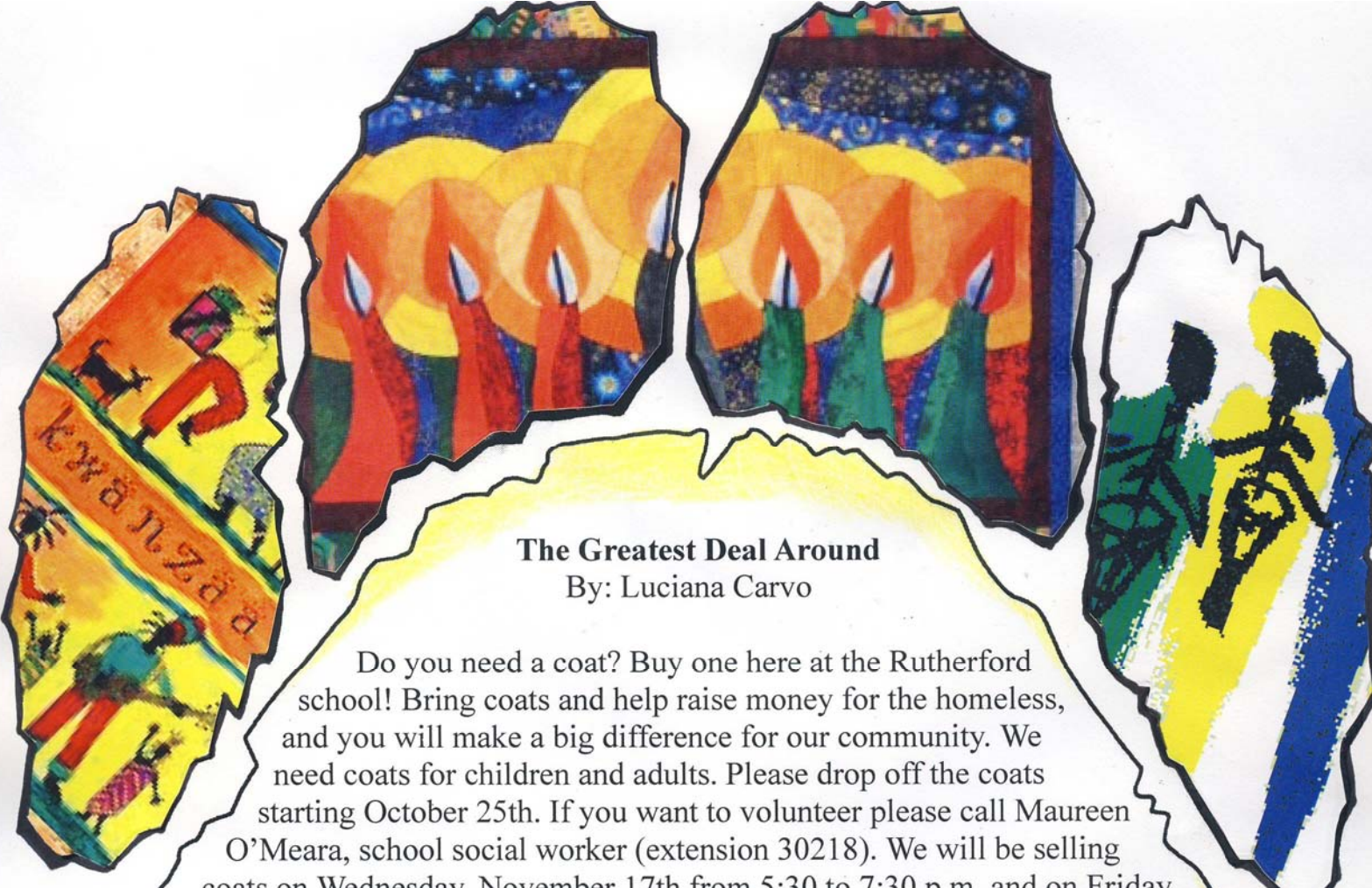
After they safely put the kindergarteners on their bus, many students made sure the child was in their correct seat.

Kindergartener, Lauren Babcock, said she felt nervous when the 4th or 5th grader went up to her. After a couple of days, she was feeling good that they got her safely to her bus.

Tyrae Simon, a 5th grader, felt helpful that if it wasn't for her, the kindergartener wouldn't be safe. Teachers were very thankful for all the helpers work. They were also very proud of their handling of such an awesome responsibility.

We loved helping the little boys and girls because we now know that they are going home on the bus safely. So now, moms and dads don't have to worry anymore, thanks to some very dedicated children.





The Greatest Deal Around

By: Luciana Carvo

Do you need a coat? Buy one here at the Rutherford school! Bring coats and help raise money for the homeless, and you will make a big difference for our community. We need coats for children and adults. Please drop off the coats starting October 25th. If you want to volunteer please call Maureen O'Meara, school social worker (extension 30218). We will be selling coats on Wednesday, November 17th from 5:30 to 7:30 p.m. and on Friday, November 19th at 10:00 a.m. until 2:00 p.m. You don't need lots of money, buy yours here! Cheaper and useful just for \$1.00! We hope that you like our coat drive!

\$130.00 were raised on Nov. 29th. It was donated to the Federation for the Homeless.





KLR Library news

The library was the place to go on October, where the students heard spooky stories. Our primary students enjoyed listening to the book, *There Was An Old Monster*. Mrs. Emery used the smart board so that kindergarten through second grade students could listen to the jazzy musical rendition of the book. A good time was had by all our happy dancers. Older students intently listened to *Tales to Tell In the Dark*.

Cookie in a Jar recipe

Ingredients

5/8 cup all-purpose flour
1/2 teaspoon baking soda
1/3 cup white sugar
1/2 cup chopped pecans

1/2 cup rolled oats
1/2 teaspoon salt
1/2 cup dried cranberries

1/2 cup all-purpose flour
1/3 cup packed brown sugar
1/2 cup white chocolate chips

Directions

Layer the ingredients in a 1 quart or 1 liter jar, in the order listed. Attach a tag with the following instructions: 1. Preheat oven to 350 degrees F (175 degrees C). Grease a cookie sheet or line with parchment paper. 2. In a medium bowl, beat together 1/2 cup softened butter, 1 egg and 1 teaspoon of vanilla until fluffy. Add the entire jar of ingredients, and mix together by hand until well blended. Drop by heaping spoonfuls onto the prepared baking sheets. 3. Bake for 8 to 10 minutes, or until edges start to brown.

Most of the cookie and brownie varieties of mix-in-a-jar recipes will fit into a 1-quart or 1-liter wide-mouth canning jar, as long as you pack the ingredients in as tightly as possible.





The Monticello Fire Dept. is collecting the plastic bottle tops from water bottles, soda bottles, etc. They are trying to collect 3000. For every 3000 tops they get, the hospital will give a child 3 free chemo treatments. If you are interested in helping, bring the bottle tops to school, and your teacher will send it to Ms. Ashcraft's room.

