

May 19
School
Budget vote
Board of
Education
meeting
7:00 pm

Mr. Prestianni's 5th grader class
listened to poems with different rhyme schemes
and then wrote their own poems.

Panther Tales


Friends By Shakyra Bridges

I have many friends in school
And a lot of them are cool
We like to play basketball
We like to shop at the mall

My friends always help me when I am
down
They do not look like a clown
My friends are always nice to me

Shakiah, Cheyenne, and Francesca
The 4 of us like pizza
Dhyani, Lynaisha, and Kayla
We do not live in Pennsylvania

Being their friends is a lot of fun
Us as friends will never be done
We will always be friends forever
Us as friends we will always be together



Seasons By Peter Mkryan


Red, Yellow, Orange, Brown
In fall those are the colors that fall down
Fall is the season when the weather gets colder
That's when Mother Nature gets bolder

When it is winter it is really white
That means it is really bright
When kids come out to play,
The snow feels lighter than clay

Summer is really hot
Hotter than water boiling in a pot
In Summer school finally ends,
Than kids can play with their friends

Spring is really nice
I wish it could come twice
I like when flowers show their faces
I like putting them in vases

K. L. Ruthertford



A week before Easter arrived, Mrs. Epstein's students and their teacher Gina Kaufman learned about the unique art of decorating Ukrainian eggs. The students learned much about Ukrainian traditions. They each got to decorate their own egg using Ukrainian methods and tools.

Ukrainian Easter Eggs By Rebecca Bass

When we found out that we were going to make "Ukrainian Easter eggs" I had no idea of what to expect. I thought it would be like normal Easter eggs, dipping them in dye, and using crayons- but I had no idea that this was going to be so much different. The first thing we did was dip the white, store bought egg in the lightest color we had, which happened to be yellow. After we dipped it into the dye, we took a tool called a "kiska" (if you don't have a kiska you can use a pin). We dipped the kiska into a pool of hot wax, and then covered the part of the egg we wanted yellow with the wax. We did the same for every color. The next lightest color was light blue, or red. I dipped the egg into the blue dye, and then covered the parts I wanted blue with the hot wax, and so forth. I dipped the egg into every color up until the last, darkest color, the black.

Once my egg was completely colored, covered with wax, and dried, came the part that didn't make sense to me at first. We took small candles (a little bigger than tea candles) and put them on top of a paper towel and turned the egg around over the flame to melt off the wax. It was a process that required some major concentration! You may need to experience this part yourself to really understand all the work just this one part took. The flames can be a little dangerous, so you need to make sure you really focus when you are melting the wax. I didn't stick to my original design for my egg, but that was what made this project different than most! You don't have to do exactly what you planned. After all, most masterpieces start out with error or mistakes, but I think that when you are making Ukrainian eggs (or Pysanky) and you don't stick to your plan, it shows your creative ability. My egg came out different, but it still had that hint of me in it, that was easily identified. My flower design was neat and small, just like me!



May 25
Memorial
Day
No School



KLR STUDENTS RECOMMAND... Roanoke Island

Hi, you have reached the Society of Roanoke Island! This is Olivia Mulhern speaking about the amazing investigation of Roanoke Island and its mysterious history. Maybe you can solve why the colony, a.k.a. Island, had disappeared.

Roanoke Island is legendary. It all started in the year of 1584 when Queen Elizabeth recognized explorer Sir Walter Raleigh for finding land. In 1587, one hundred-ten English colonists including men, women, and children set sail for the New World. Wow, imagine that many people all on one boat! They had reached Roanoke Island in July of that same year. If you think about it that was quick for that time period. On August 18th, one of the colonists, Eleanor Dare gave birth to the first English baby at Roanoke. A week later, the grandfather of the baby, John White was forced back to England for three years because of the shortness of supplies. When White returned to Roanoke in 1590, there was no sight of the colonists. That included his granddaughter and daughter. All the wood houses that were there had vanished. But, the fence that was originally there was still at the same very place. John White came across the word "CROATOAN" on a wooden post and on a nearby tree. Croatoan was a name of an Indian tribe.

Still today investigators are trying to solve the mystery of Roanoke Island. People say that the colonists could have gone to the island of Croatoan but no one was found there. The mystery is not just how the colonists disappeared, but what had happened to the whole town. Investigators found pottery and dug up artifacts from the colonists. This island is remembered as "The Lost Colony".

By Olivia Mulhern
Miss. Thompson's
Fifth Grade Class

Ms. Armstead's reading group in Mrs. Epstein's 5th Grade classroom read the book "The Barn" by Avi. When the students were done reading the book, their project was to build a miniature barn made of cereal straws, frosting, graham crackers, chocolate bars and candy. After presenting it to their class, they all enjoyed sharing a sweet treat.





Amazing Artist

By Mrs. Cordisco's Class

We have an amazing artist with a secret hobby among us. It's our fellow teacher, Mrs. Armstead. She recently shared her artistic side as she demonstrated her art of woodburning to Mrs. Cordisco's, Miss Thompson's class and Mrs. Epstein's class.

She started woodburning 16 years ago. It is done during her free time and she teaches her daughter, too! She uses special tools that heat up to almost 900 degrees Fahrenheit. There are many tools but she likes to stick to the basics.

First, she decides on a design or it may be something someone has requested. Many people were shocked to hear that she can free-draw. It looks like the designs might be copied out of a book but they're not. She even does portraits. She sure makes it look easy.

Next, she burns the design with her selected tools. This highlights the lines and shadows of the drawing. This may take hours or days. She must have a lot of patience for this. Because some projects take so long, she hates when a design has to be duplicated. It's torture for her. Once the whole picture is burned just right, it is time for coloring. Yes, coloring. We all thought she painted the wood but she doesn't. She uses special pastel pencils. This type of pencil helps her color the way she wants. Coloring is her least favorite part of the job but it is necessary to put the finishing look to her art pieces.

Finally, she puts a protective coating on to seal the design from damage and to make it shiny. What does she do with her pieces? She sells them of course! Sometimes they can be very expensive but the reason for that is it may take a lot of time and effort. She has to get something back for all that hard work!

Mrs. Armstead is a skilled artist and she has inspired us with her beautiful work. She should be rewarded for all the joy she brings to people. We are very lucky to have her with us.





On Earth Day, Mrs. Prestianni's class read the book, The Drum. They responded by writing poetry....

The Earth's Spirit

By Callista Rojas-Mendez

The Earth's spirit is the wind
The Earth's spirit is my home
The Earth's spirit is what I breathe
The Earth's spirit is kid's having fun
The Earth's spirit is my heart
The Earth's spirit is the clouds
The Earth's spirit is my spirit too
The Earth's spirit is what brings us together
Earth's Spirit!!

The Spirit of the Earth is...

By Joshua Embrey


The precipitation falling from the big blue sky,
Water evaporating from the lake,
The hope in Barack Obama,
The courage in everybody around you,
Teachers having hopes in their students,
Being kind to one another,
Donating to the poor so they can be healthy,
Trying your best at something,
Everything around you!

By Joshlin Gattling

What is the spirit of the earth?
The soul is people's hearts,
The color of every person,
The first African-American president,
Hope of every person,
Dreams of every person,
Intelligence in everyone's mind,
Freedom in every state,
Every season of the year,
Mother Nature in all different ways,
The education of all kids,
The flowers, plants and trees!

Drum Beat By Jaquan Poole

The drum beat is like my heart,
What does the drum beat mean?
It represents mother earth.
The spirit of the earth is our hope, our freedom.
The drum beat is our heart beat.
The drum beat is our soul.
When the drums get taken away it destroys our hopes and dreams.



June 8
Author /
Illustrator
Presentation
KLR

details to
follow



ThinkQuest

Students in Mr. Cordisco, Mrs. Cordisco, Mrs. Epstein and Miss Thompson's classes are finishing up a several month project. This project is based on a competition to create a website. ThinkQuest NYC challenges students to come up with an idea for a website and submit the final product for review. Finalists will be announced in June. These six groups of students have been working diligently to complete their websites. We commend them for their commitment and wish them all the best.

Students involved are: Olivia Mulhern, Jordan Dorn, Brianna Bowdren, Sydney Johnson, Ryan Katz, Rebecca Bass, Leslie Fernandez, Camryn Johnson, Jordan Drapkin, Samantha Dorn, Crystal Staten, Allison Kurthy, Michael LaRuffa, Timothy Braustein, Ciera Moore Riley Lindholm, Skylar Pittaluga, Chelsea DeJesus, Bianca Lopez, Samantha Sherb, Aryanah Lewis, Krystal Dandridge, Allison Linen, Patrick Sikorski, Ally Smith, Anna Fiore, Catie Lucas, Kyaza Turane, Chastity Morales, Lillie Carnell, Emily Edwards, Sarah Rustic, Jordan Canto, Anisa Sanders, Naysha Rivera, and Olivia Multary.

