


MCS D 2010-11 CABC (4) Budget Presentation


March 22, 2010
7:00 TO 9:00 P.M.



www.monticelloschools.net



Meeting Agenda:

- Welcome - Pledge to the Flag
- Budget Presentations:
 - BOCES services
 - General Support
 - Undistributed & Benefits
 - Current Budgeted Staff
 - 2010-11 Contingent budget
 - 2010-11 Budget Review
- Q & A /Roundtable
- Adjournment - BOE Budget Workshop
 - Tuesday March 23 @ 6:00 p.m.





Ground Rules

- Everyone's ideas are to be heard and respected
 - We are not here to debate each other
 - We will listen and take notes.
 - We will answer questions; if we do not know we will say so.
 - We will attempt to get you the answer for the next meeting.
 - Please, no individual agendas
- Please criticize in context
 - We need to cut all administrators because they are a waste of money.
 - Better way: Dr. Michel do districts of similar size and demographics have this number of administrators?
 - Asks us to produce facts. This will show that we are either top heavy or not.



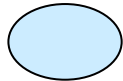

Ground Rules Continued

- Please keep in mind that this is a business meeting. It is a very open business meeting.
- The board has allowed me to facilitate the meetings and there will be times when the Board President will also do facilitation.
- What is unique in this situation is that the board and the community will be able to ask probing questions and seek to understand on equal terms.



Remaining budget items


- BOCES services (spreadsheet attached)
- General Support
- Undistributed including benefits
- Current Budgeted Staff



2010/11 CENTRAL ADMINISTRATION BUDGET

GENERAL SUPPORT

							2009/10	2008/09
				2010/11	2009/10	DOLLAR	EXPENSES	TOTAL
DESCRIPTION	EQPT	CONT'L	SUPPLIES	PRELIMINARY	ADOPTED	CHANGE	THRU 12/31	EXPENSES
BOARD OF EDUCATION		15,000	3,500	\$18,500	\$15,500	\$3,000	\$14,994	\$15,574
DISTRICT CLERK			250	\$250	\$250	\$0	\$0	\$0
DISTRICT MEETING		8,200	850	\$9,050	\$9,050	\$0	\$384	\$8,662
CHIEF SCHOOL ADMIN	1,000	18,350	5,500	\$24,850	\$22,350	\$2,500	\$10,870	\$16,081
BUSINESS ADMIN		35,295	9,900	\$45,195	\$49,995	(\$4,800)	\$17,630	\$39,642
AUDITING		48,500		\$48,500	\$48,500	\$0	\$32,324	\$45,250
TAX COLLECTOR	900	28,000	5,000	\$33,900	\$33,900	\$0	\$24,155	\$33,284
FISCAL AGENT FEES		1,400		\$1,400	\$1,400	\$0	\$0	\$2,000
LEGAL		102,600		\$102,600	\$102,600	\$0	\$27,680	\$88,674
UNALLOCATED INSURANCE		271,000		\$271,000	\$272,410	(\$1,410)	\$229,059	\$242,270
SCHOOL ASSOC DUES		12,250		\$12,250	\$12,250	\$0	\$11,785	\$11,855
JUDGEMENTS & CLAIMS		11,500		\$11,500	\$20,000	(\$8,500)	\$0	\$0
ASSESS ON SCHOOL PROPERTY		25,000		\$25,000	\$25,000	\$0	\$8,237	\$8,404
REFUND REAL PROPERTY		60,000		\$60,000	\$80,000	(\$20,000)	\$4,457	\$14,473
	=====	=====	=====	=====	=====	=====	=====	=====
TOTAL	\$1,900	\$637,095	\$25,000	\$663,995	\$693,205	(\$29,210)	\$381,575	\$526,169
% CHANGE 2010/11 VS. 2009/10						-4.21%		

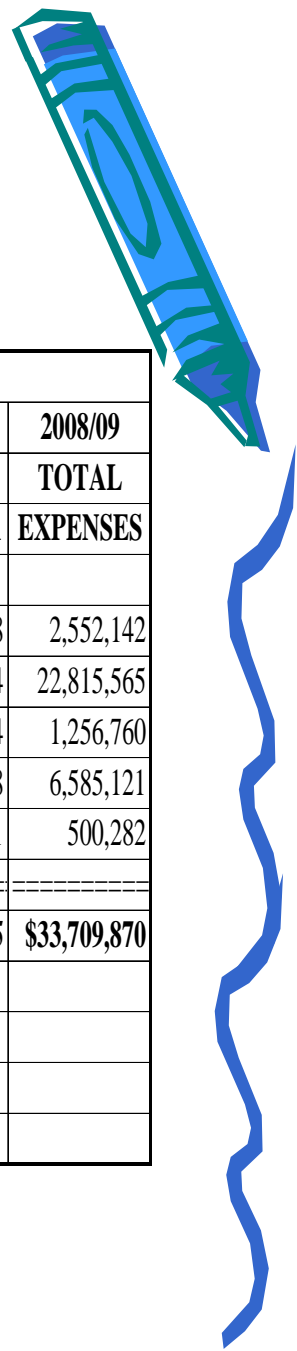


2010/11 CENTRAL ADMINISTRATION BUDGET


UNDISTRIBUTED

							2009/10	2008/09
				2010/11	2009/10	DOLLAR	EXPENSES	TOTAL
DESCRIPTION	EQPT	CONT'L	SUPPLIES	PRELIMINARY	ADOPTED	CHANGE	THRU 12/31	EXPENSES
EMPLOYEE'S RETIREMENT		\$1,161,529		\$1,161,529	\$759,871	\$401,658	\$339,683	\$446,953
TEACHER'S RETIREMENT		\$3,082,357		\$3,082,357	\$2,901,342	\$181,015	\$808,341	\$2,220,504
SOCIAL SECURITY		\$3,146,599		\$3,146,599	\$3,033,206	\$113,393	\$1,054,836	\$2,418,156
WORKERS COMPENSATION		\$734,362		\$734,362	\$700,296	\$34,066	\$0	\$439,441
UNEMPLOYMENT INSURANCE		\$214,311		\$214,311	\$129,310	\$85,001	\$44,870	\$92,403
DISABILITY INSURANCE		\$52,000		\$52,000	\$52,000	\$0	\$7,949	\$51,154
HEALTH INSURANCE		\$6,670,439		\$6,670,439	\$6,388,946	\$281,493	\$2,825,335	\$5,338,402
DENTAL INSURANCE		\$445,000		\$445,000	\$415,175	\$29,825	\$353,537	\$330,457
UNION WELFARE BENEFIT		\$957,570		\$957,570	\$857,000	\$100,570	\$358,989	\$774,192
		=====		=====	=====	=====	=====	=====
TOTAL		\$16,464,167		\$16,464,167	\$15,237,146	\$1,227,021	\$5,793,539	\$12,111,662
% CHANGE 2010/11 VS. 2009/10						8.05%		
SERIAL BOND PRINCIPAL		\$2,899,583		\$2,899,583	\$2,520,000	\$379,583	\$845,000	\$2,440,000
SERIAL BOND INTEREST		\$1,450,275		\$1,450,275	\$1,783,350	(\$333,075)	\$912,889	\$1,549,234
		=====		=====	=====	=====	=====	=====
TOTAL		\$4,349,858		\$4,349,858	\$4,303,350	\$46,508	\$1,757,889	\$3,989,234
% CHANGE 2010/11 VS. 2009/10						1.08%		
TRANSFER TO FEDERAL		\$72,275		\$72,275	\$72,275	\$0	\$0	\$89,627
TRANSFER TO INSURANCE		\$30,000		\$30,000	\$30,000	\$0	\$0	\$0
TRANSFER TO CAPITAL		\$7,500		\$7,500	\$7,500	\$0	\$0	\$0
		=====		=====	=====	=====	=====	=====
TOTAL		109,775		109,775	109,775	0	0	89,627
% CHANGE 2010/11 VS. 2009/10						0.00%		


MCS D Staff Distribution




CURRENT BUDGETED STAFFING								
							2009/10	2008/09
	2010/11	2009/10		2010/11	2009/10	DOLLAR	EXPENSES	TOTAL
DESCRIPTION	FTE	FTE		PRELIMINARY	ADOPTED	CHANGE	THRU 12/31	EXPENSES
ADMINISTRATIVE STAFF	23	23		2,746,190	2,665,317	80,873	1,392,508	2,552,142
INSTRUCTIONAL STAFF	375	374.8		25,140,371	24,693,609	446,762	8,758,024	22,815,565
OTHER INSTRNL PAY	NA	NA		1,286,383	1,291,383	-5,000	420,024	1,256,760
SUPPORT STAFF	265	270.5		7,106,986	7,088,794	18,192	3,287,328	6,585,121
OTHER SUPPORT PAY	NA	NA		603,535	545,658	57,877	187,261	500,282
TOTALS				\$36,883,465	\$36,284,761	\$598,704	\$14,045,145	\$33,709,870
% CHANGE 2010/11 VS. 2009/10						1.65%		
**Instructional Staff numbers include Teaching Assistants								



2010-11 Estimated Contingent Budget calculation



• 2009-10 Adopted budget	\$76,685,227
- Deduct exclusions	(4,428,350)
• Contingent budget base	72,256,877
• Contingent budget cap	-0.4%
• New contingent base	71,967,850
- Add new exclusions	4,446,358
• Contingent Budget 2010-11	\$76,414,208
• 2010-11 Modified Rollover	\$79,810,915



Exclusions: budget amounts for court orders, judgments & claims, tax certs, debt service, enrollment increases

2010-11 Budget Information


All numbers are preliminary	2009-10 Adopted	2010-11 Modified Rollover Budget @ 4.08%	2010-11 Budget w levy @ 8%	2010-11 Budget w levy @ 6%	2010-11 Budget w levy @ 4%
Estimated Budget \$	\$76,685,227	\$79,810,915	\$76,762,948	\$75,985,992	\$75,209,036
State Aid Projection	\$29,901,197	\$27,165,297	\$27,165,297	\$27,165,297	\$27,165,297
Fund Balance (applied)	\$5,757,225	\$5,280,000	\$5,280,000	\$5,280,000	\$5,280,000
Other Revenue	\$2,179,000	\$2,362,022	\$2,362,022	\$2,362,022	\$2,362,022
Projected Tax Levy % increase	\$38,847,805 3.44%	\$45,003,596 15.85%	\$41,955,629 8.00%	\$41,178,673 6.00%	\$40,401,717 4.00%
\$ Amount to cut to get levy %	NA	NA	(3,047,967)	(3,824,923)	(4,601,879)

Note: 2010-11 Contingent Budget \$76,414,208 with a projected levy of \$41,606,891 or 7.1%

Budget for the Future



- No longer view budgets in one year increments - have to plan at least 3 years out.
- Need to build the capacity of our BOCES to further consolidate program
- Work with our legislatures to change the laws that inhibit us from consolidation and costs savings.
- **CHANGE** is going to be the rule not the exception



Q & A Roundtable



Thank you for your contributions to
the budget process

www.monticelloschools.net

- Tuesday March 23
 - Board of Ed Workshop
@ 6:00 p.m.
- Thursday March 25
 - Board of Ed meeting
 - 7:00 p.m.
 - Budget adoption
- Thursday May 6
 - Budget Hearing
7:00 p.m.
- Tuesday May 18
 - Budget VOTE
 - 8:00 a.m.-8:00 p.m.

